



MUTUAL FUNDS

August 1, 2019

Prospectus

USAA TAX EXEMPT FUNDS

Tax Exempt Long-Term Fund

Fund Shares
USTEX

Adviser Shares
UTELX

Tax Exempt Intermediate-Term Fund

Fund Shares
USATX

Adviser Shares
UTEIX

Tax Exempt Short-Term Fund

Fund Shares
USSTX

Adviser Shares
UTESX

Tax Exempt Money Market Fund

USEXX

The Adviser Shares listed in this prospectus are available for purchase generally through financial intermediaries by investors who seek advice from them.

Beginning on January 1, 2021, as permitted by regulations adopted by the Securities and Exchange Commission, paper copies of the Fund's shareholder reports will no longer be sent by mail, unless you specifically request paper copies of the reports from a Fund or from your financial intermediary, such as a broker-dealer or bank. Instead, the reports will be made available on usaa.com, and you will be notified by mail each time a report is posted and provided with a website link to access the report.

If you already elected to receive shareholder reports electronically, you will not be affected by this change; and you need not take any action. You may elect to receive shareholder reports and other communications from a Fund or your financial intermediary electronically by notifying your financial intermediary directly, or if you are a direct investor, by calling (800) 235-8396 or logging on to usaa.com.

You may elect to receive all future reports in paper free of charge. You can inform the Fund or your financial intermediary that you wish to continue receiving paper copies of your shareholder reports by notifying your financial intermediary directly, or if you are a direct investor, by calling (800) 235-8396 or logging on to usaa.com. Your election to receive reports in paper will apply to all funds held with the USAA family of funds or your financial intermediary.

Victory Capital means Victory Capital Management Inc., the investment manager of the USAA Mutual Funds. USAA Mutual Funds are distributed by Victory Capital Advisers, Inc., a broker dealer registered with FINRA and an affiliate of Victory Capital. Victory Capital and its affiliates are not affiliated with United Services Automobile Association or its affiliates. USAA and the USAA logos are registered trademarks and the USAA Mutual Funds and USAA Investments logos are trademarks of United Services Automobile Association and are being used by Victory Capital and its affiliates under license.

The Securities and Exchange Commission has not approved or disapproved these securities or determined whether this Prospectus is accurate or complete. Any representation to the contrary is a criminal offense.

USAA.com
800-235-8396

TABLE OF CONTENTS

USAA Tax Exempt Long-Term Fund Summary

Investment Objective	1
Fees and Expenses.....	1
Principal Investment Strategy	2
Principal Risks	3
Performance	4
Investment Adviser	6
Portfolio Managers	7
Purchase and Sale of Shares.....	7
Tax Information	7
Payments to Broker-Dealers and Other Financial Intermediaries	8

USAA Tax Exempt Intermediate-Term Fund Summary

Investment Objective	9
Fees and Expenses.....	9
Principal Investment Strategy	10
Principal Risks	11
Performance	12
Investment Adviser	14
Portfolio Managers	15
Purchase and Sale of Shares.....	15
Tax Information	15
Payments to Broker-Dealers and Other Financial Intermediaries	16

USAA Tax Exempt Short-Term Fund Summary

Investment Objective	17
Fees and Expenses.....	17
Principal Investment Strategy	18
Principal Risks	19
Performance	20
Investment Adviser	22
Portfolio Managers	23

Purchase and Sale of Shares.....	23
Tax Information	23
Payments to Broker-Dealers and Other Financial Intermediaries	24
USAA Tax Exempt Money Market Fund Summary	
Investment Objective	25
Fees and Expenses.....	25
Principal Investment Strategy	26
Principal Risks	26
Performance	28
Investment Adviser	29
Portfolio Managers	29
Purchase and Sale of Shares.....	30
Tax Information	30
Payments to Broker-Dealers and Other Financial Intermediaries	30
Fund Prospectus	
Investment Objective	31
More Information on each Fund's Investment Strategy	31
Risks	38
Portfolio Holdings	42
Fund Management	42
Portfolio Managers	45
Purchases.....	47
Redemptions.....	50
Converting Shares.....	52
Exchanges	53
Other Important Information About Purchases, Redemptions, and Exchanges	54
Multiple Class Information.....	59
Shareholder Information.....	61
Financial Highlights.....	68
Appendix A.....	76

INVESTMENT OBJECTIVE

The **USAA Tax Exempt Long-Term Fund** (the “Fund”) provides investors with interest income that is exempt from federal income tax.

FEES AND EXPENSES

The tables below describe the fees and expenses that you may pay, directly and indirectly, to invest in the Fund. The annual fund operating expenses for the Fund Shares and Adviser Shares are based on expenses incurred during the Fund’s most recently completed fiscal year.

Shareholder Fees

(fees paid directly from your investment)

	Fund Shares	Adviser Shares
	None	None

Annual Fund Operating Expenses

(expenses that you pay each year as a percentage of the value of your investment)

	Fund Shares	Adviser Shares
Management Fee	0.28% ^(a)	0.28% ^(a)
Distribution and/or Service (12b-1) Fees	None	0.25%
Other Expenses	0.20%	0.46%
Total Annual Fund Operating Expenses	0.48%	0.99%
Fee Waiver/Reimbursement	None	(0.29%)
Total Annual Fund Operating Expenses after Reimbursement	0.48%^{(b)(c)}	0.70%^{(b)(c)}

^(a) Victory Capital Management Inc. (the “Adviser”) has agreed that no performance adjustment (positive or negative) will be made to the amount payable to Victory Capital from July 1, 2019, through June 30, 2020. Thereafter, the management fee may fluctuate based on the Fund’s performance relative to a securities market index. See **Fund Management** section for a description of the performance adjustment.

^(b) The expense information in the table has been restated to reflect current fees.

^(c) The Adviser has contractually agreed to waive its management fee and/or reimburse expenses so that the total annual operating expenses (excluding certain items such as interest, taxes, and brokerage commissions) do not exceed 0.48% of the Fund Shares and 0.70% of the Adviser Shares through at least June 30, 2021. The Adviser is permitted to recoup advisory fees waived and expenses reimbursed for up to three years after the fiscal year in which the waiver or reimbursement took place, subject to the lesser of any operating expense limits in effect at the time of: (a) the original waiver or expense reimbursement; or (b) the

recoupment, after giving effect to the recoupment amount. The amount of any waivers or reimbursements and the amount of any recoupment is calculated without regard to the impact of any performance adjustment to the Fund's management fee. This agreement may only be terminated by the Fund's Board of Trustees.

Example

This example is intended to help you compare the cost of investing in the Fund with the cost of investing in other mutual funds. Although your actual costs may be higher or lower, you would pay the following expenses on a \$10,000 investment, assuming (1) a 5% annual return, (2) the Fund's operating expenses remain the same, (3) you redeem all of your shares at the end of the periods shown, and (4) the expense limitation agreement for each class of shares is not continued beyond its expiration date.

	1 Year	3 Years	5 Years	10 Years
Fund Shares	\$49	\$154	\$269	\$ 604
Adviser Shares	\$72	\$259	\$492	\$1,161

Portfolio Turnover

The Fund pays transaction costs, including commissions, when it buys and sells securities (or "turns over" its portfolio). A higher portfolio turnover rate may indicate higher transaction costs and may result in higher taxes when shares of the Fund are held in a taxable account. These costs, which are not reflected in the Annual Fund Operating Expenses or in the Example, affect the Fund's performance.

For the most recent fiscal year, the Fund's portfolio turnover rate was 13% of the average value of its whole portfolio.

PRINCIPAL INVESTMENT STRATEGY

The Fund invests primarily in investment-grade securities, the interest from which is excludable from gross income for federal income tax purposes (referred to herein as "tax-exempt securities"). During normal market conditions, at least 80% of the Fund's net assets will consist of tax-exempt securities. The Fund's dollar-weighted average portfolio maturity is 10 years or more.

In addition, during normal market conditions, at least 80% of the Fund's annual net investment income dividends will be tax-exempt and excludable from the calculation of the federal alternative minimum tax ("AMT") for individual taxpayers. This policy may be changed only by a shareholder vote.

PRINCIPAL RISKS

Any investment involves risk, and there is no assurance that the Fund's objective will be achieved. The Fund is actively managed and the investment techniques and risk analyses used by the Fund's manager(s) may not produce the desired results. As you consider an investment in the Fund, you also should take into account your tolerance for the daily fluctuations of the financial markets and whether you can afford to leave your money in the Fund for long periods of time to ride out down periods. As with other mutual funds, losing money is a risk of investing in the Fund.

The fixed-income securities held in the Fund's portfolio are subject to credit risk, which is the possibility that an issuer of a fixed-income security will fail to make timely interest and/or principal payments on its securities or that negative market perceptions of the issuer's ability to make such payments will cause the price of that security to decline. The Fund accepts some credit risk as a recognized means to enhance an investor's return. All fixed-income securities, varying from the highest quality to the very speculative, have some degree of credit risk. Fixed-income securities rated below investment grade, also known as "junk" or high-yield bonds, generally entail greater economic, credit, and liquidity risk than investment-grade securities. Their prices may be more volatile, especially during economic downturns, financial setbacks, or liquidity events.

The Fund is subject to the risk that the market value of the bonds in its portfolio will fluctuate because of changes in interest rates, changes in the supply of and demand for tax-exempt securities, and other market factors. Bond prices generally are linked to the prevailing market interest rates. In general, when interest rates rise, bond prices fall; conversely, when interest rates fall, bond prices rise. The price volatility of a bond also depends on its duration. Generally, the longer the duration of a bond, the greater is its sensitivity to interest rates. To compensate investors for this higher interest rate risk, bonds with longer durations generally offer higher yields than bonds with shorter durations. Because the U.S. Federal Reserve recently raised interest rates, the Fund may face a heightened level of interest rate risk. The ability of an issuer of a debt security to repay principal prior to a security's maturity can increase the security's sensitivity to interest rate changes.

During a period of declining interest rates, many municipal bonds may be "called," or redeemed, by the issuer before the stated maturity. An issuer might call, or refinance, a higher-yielding bond for the same reason that a homeowner would refinance a home mortgage. When bonds are called, the Fund is affected in several ways. Most likely, the Fund will reinvest the bond-call proceeds in bonds with lower interest rates. The Fund's income may drop as a result. The Fund also may realize a taxable capital gain (or loss).

In addition, market developments and other factors, including a general rise in interest rates, have the potential to cause investors to move out of fixed-income securities on a large scale, which may increase redemptions

from mutual funds that hold large amounts of fixed-income securities. Such a move, coupled with a reduction in the ability or willingness of dealers and other institutional investors to buy or hold fixed-income securities, may result in decreased liquidity and increased volatility in the fixed-income markets. Heavy redemptions of fixed-income mutual funds and decreased liquidity from fixed-income securities could hurt the Fund's performance.

An investment in the Fund is not a deposit in a bank and is not insured or guaranteed by the Federal Deposit Insurance Corporation or any other government agency.

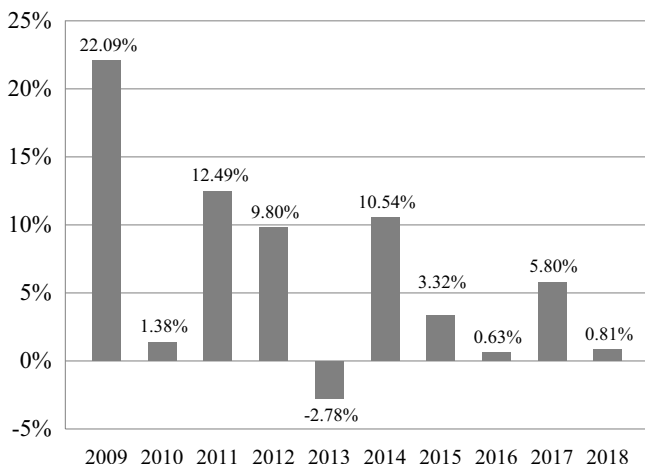
PERFORMANCE

The following bar chart and table are intended to help you understand the risks of investing in the Fund. The Fund has two classes of shares: Fund Shares and Adviser Shares. The bar chart provides some indication of the risks of investing in the Fund and illustrates the Fund Shares class's volatility and performance from year to year for each full calendar year over the past 10 years. The table shows how the average annual total returns of the share classes for the periods indicated compared to those of the Fund's benchmark index and an additional index of funds with similar investment objectives. Performance reflects any expense limitations in effect during the periods shown.

Remember, historical performance (before and after taxes) does not necessarily indicate what will happen in the future. For the Fund's most current performance information, log on to **usaa.com** or call (800) 235-8396.

RISK/RETURN BAR CHART

Annual Returns for Periods Ended December 31



During the periods shown in the chart:	Returns	Quarter ended
Highest Quarter Return	10.39%	September 30, 2009
Lowest Quarter Return	-5.85%	December 31, 2010
Year-to-Date Return	5.24%	June 30, 2019

After-tax returns are calculated using the historical highest individual federal marginal income tax rates and do not reflect the impact of state and local taxes. In certain situations, the return after taxes on distributions and sale of fund shares may be higher than the other return amounts. A higher after-tax return may result when a capital loss occurs upon redemption and translates into an assumed tax deduction that benefits the shareholder. The actual after-tax returns depend on your tax situation and may differ from those shown. If you hold your shares through a tax-deferred arrangement, such as an individual retirement account (IRA) or 401(k) plan, the after-tax returns shown in the table are not relevant to you. Please note that after-tax returns are only shown for the Fund Shares and may differ for each share class.

AVERAGE ANNUAL TOTAL RETURNS For Periods Ended December 31, 2018

	Past 1 Year	Past 5 Years	Past 10 Years	Since Inception	Inception Date
Fund Shares					
Return Before Taxes	0.81%	4.16%	6.18%		
Return After Taxes on Distributions	0.81%	4.16%	6.18%		
Return After Taxes on Distributions and Sale of Fund Shares	2.00%	4.18%	5.94%		
Adviser Shares					
Return Before Taxes	0.59%	3.86%	–	3.98%	8/1/2010
Indexes					
Bloomberg Barclays Municipal Bond Index (reflects no deduction for fees, expenses, or taxes)	1.28%	3.82%	4.85%	3.72%	8/1/2010*
Lipper General & Insured Municipal Debt Funds Index (reflects no deduction for taxes)	1.11%	4.25%	5.65%	4.08%	8/1/2010*

*The performance of the Bloomberg Barclays Municipal Bond Index and the Lipper General & Insured Municipal Debt Funds Index is calculated from the end of the month, July 31, 2010, while the inception date of the Adviser Shares is August 1, 2010. There may be a slight variation of performance numbers because of this difference.

INVESTMENT ADVISER

Effective July 1, 2019, Victory Capital Management Inc. (the “Adviser”) serves as the Fund’s investment adviser.

The portfolio managers primarily responsible for the day-to-day management of the Fund are members of the Adviser’s USAA Investments investment franchise. Prior to July 1, 2019, USAA Asset Management Company served as the Fund’s investment adviser.

PORTFOLIO MANAGERS

	Title	Tenure with the Fund
John C. Bonnell, CFA	Senior Portfolio Manager	Since August 2006
Regina G. Conklin, CFA, CPA	Senior Portfolio Manager	Since July 2019
Andrew Hattman, CFA, CAIA	Portfolio Manager	Since July 2019

PURCHASE AND SALE OF SHARES

Fund Shares:

You may purchase or sell Fund Shares any business day through our website at usaa.com, or by telephone at (800) 235-8396. You also may purchase or sell Fund Shares through certain other financial intermediaries. If you have opened an account directly with the Fund, you also may purchase and sell Fund Shares by mail at P.O. Box 659453, San Antonio, Texas 78265-9825.

- **Minimum initial purchase:** \$3,000
- **Minimum subsequent investment:** \$50

Adviser Shares:

Adviser Shares are available for investment through financial intermediaries. Your ability to purchase, exchange, sell, and transfer shares will be affected by the policies of the financial intermediary through which you do business. The minimum initial purchase is \$3,000; however, financial intermediaries may set different investment minimums in certain circumstances.

TAX INFORMATION

While the Fund is managed so that at least 80% of its annual interest income will be tax exempt, it may invest up to 20% of its assets in securities that generate income that is not tax exempt. The exemption of income for federal income tax purposes does not necessarily mean that income is exempt under the income or other tax laws of any other state or local taxing authority. Distributions of part of the Fund's tax-exempt interest income also may be a tax preference item for purposes of the AMT. Net capital gains distributed by or reinvested in the Fund will be taxable. In addition, gains, if any, on the redemption of the Fund's shares will be taxable. The Fund is not recommended for tax-deferred arrangements, such as IRAs or 401(k) plans.

PAYMENTS TO BROKER-DEALERS AND OTHER FINANCIAL INTERMEDIARIES

If you purchase shares of the Fund through a broker-dealer or other financial intermediary (such as a bank), the Fund and its related companies may pay the intermediary for the sale of such shares and certain servicing and administrative functions. These payments may create a conflict of interest by influencing the broker-dealer or other intermediary and your salesperson to recommend the Fund over another investment. Ask your salesperson or visit your financial intermediary's website for more information.

INVESTMENT OBJECTIVE

The **USAA Tax Exempt Intermediate-Term Fund** (the “Fund”) provides investors with interest income that is exempt from federal income tax.

FEES AND EXPENSES

The tables below describe the fees and expenses that you may pay, directly and indirectly, to invest in the Fund. The annual fund operating expenses for the Fund Shares and Adviser Shares are based on expenses incurred during the Fund’s most recently completed fiscal year.

Shareholder Fees

(fees paid directly from your investment)

	Fund Shares	Adviser Shares
	None	None

Annual Fund Operating Expenses

(expenses that you pay each year as a percentage of the value of your investment)

	Fund Shares	Adviser Shares
Management Fee	0.28% ^(a)	0.28% ^(a)
Distribution and/or Service (12b-1) Fees	None	0.25%
Other Expenses	0.20%	0.31%
Total Annual Fund Operating Expenses	0.48%	0.84%
Fee Waiver/Reimbursement	None	(0.09%)
Total Annual Fund Operating Expenses after Reimbursement	0.48%^{(b)(c)}	0.75%^{(b)(c)}

^(a) Victory Capital Management Inc. (the “Adviser”) has agreed that no performance adjustment (positive or negative) will be made to the amount payable to Victory Capital from July 1, 2019, through June 30, 2020. Thereafter, the management fee may fluctuate based on the Fund’s performance relative to a securities market index. See **Fund Management** section for a description of the performance adjustment.

^(b) The expense information in the table has been restated to reflect current fees.

^(c) The Adviser has contractually agreed to waive its management fee and/or reimburse expenses so that the total annual operating expenses (excluding certain items such as interest, taxes, and brokerage commissions) do not exceed 0.48% of the Fund Shares and 0.75% of the Adviser Shares through at least June 30, 2021. The Adviser is permitted to recoup advisory fees waived and expenses reimbursed for up to three years after the fiscal year in which the waiver or reimbursement took place, subject to the lesser of any operating expense limits in effect at the time of: (a) the original waiver or expense reimbursement; or (b) the

recoupment, after giving effect to the recoupment amount. The amount of any waivers or reimbursements and the amount of any recoupment is calculated without regard to the impact of any performance adjustment to the Fund's management fee. This agreement may only be terminated by the Fund's Board of Trustees.

Example

This example is intended to help you compare the cost of investing in the Fund with the cost of investing in other mutual funds. Although your actual costs may be higher or lower, you would pay the following expenses on a \$10,000 investment, assuming (1) a 5% annual return, (2) the Fund's operating expenses remain the same, (3) you redeem all of your shares at the end of the periods shown, and (4) the expense limitation agreement for each class of shares is not continued beyond its expiration date.

	1 Year	3 Years	5 Years	10 Years
Fund Shares	\$49	\$154	\$269	\$ 604
Adviser Shares	\$77	\$250	\$449	\$1,021

Portfolio Turnover

The Fund pays transaction costs, including commissions, when it buys and sells securities (or "turns over" its portfolio). A higher portfolio turnover rate may indicate higher transaction costs and may result in higher taxes when shares of the Fund are held in a taxable account. These costs, which are not reflected in the Annual Fund Operating Expenses or in the Example, affect the Fund's performance.

For the most recent fiscal year, the Fund's portfolio turnover rate was 8% of the average value of its whole portfolio.

PRINCIPAL INVESTMENT STRATEGY

The Fund invests primarily in investment-grade securities, the interest from which is excludable from gross income for federal income tax purposes (referred to herein as "tax-exempt securities"). During normal market conditions, at least 80% of the Fund's net assets will consist of tax-exempt securities. The Fund's dollar-weighted average portfolio maturity is between three and 10 years.

In addition, during normal market conditions, at least 80% of the Fund's annual net investment income dividends will be tax-exempt and excludable from the calculation of the federal alternative minimum tax ("AMT") for individual taxpayers. This policy may be changed only by a shareholder vote.

PRINCIPAL RISKS

Any investment involves risk, and there is no assurance that the Fund's objective will be achieved. The Fund is actively managed and the investment techniques and risk analyses used by the Fund's manager(s) may not produce the desired results. As you consider an investment in the Fund, you also should take into account your tolerance for the daily fluctuations of the financial markets and whether you can afford to leave your money in the Fund for long periods of time to ride out down periods. As with other mutual funds, losing money is a risk of investing in the Fund.

The fixed-income securities held in the Fund's portfolio are subject to credit risk, which is the possibility that an issuer of a fixed-income security will fail to make timely interest and/or principal payments on its securities or that negative market perceptions of the issuer's ability to make such payments will cause the price of that security to decline. The Fund accepts some credit risk as a recognized means to enhance an investor's return. All fixed-income securities, varying from the highest quality to the very speculative, have some degree of credit risk. Fixed-income securities rated below investment grade, also known as "junk" or high-yield bonds, generally entail greater economic, credit, and liquidity risk than investment-grade securities. Their prices may be more volatile, especially during economic downturns, financial setbacks, or liquidity events.

The Fund is subject to the risk that the market value of the bonds in its portfolio will fluctuate because of changes in interest rates, changes in the supply of and demand for tax-exempt securities, and other market factors. Bond prices generally are linked to the prevailing market interest rates. In general, when interest rates rise, bond prices fall; conversely, when interest rates fall, bond prices rise. The price volatility of a bond also depends on its duration. Generally, the longer the duration of a bond, the greater is its sensitivity to interest rates. To compensate investors for this higher interest rate risk, bonds with longer durations generally offer higher yields than bonds with shorter durations. Because the U.S. Federal Reserve recently raised interest rates, the Fund may face a heightened level of interest rate risk. The ability of an issuer of a debt security to repay principal prior to a security's maturity can increase the security's sensitivity to interest rate changes.

During a period of declining interest rates, many municipal bonds may be "called," or redeemed, by the issuer before the stated maturity. An issuer might call, or refinance, a higher-yielding bond for the same reason that a homeowner would refinance a home mortgage. When bonds are called, the Fund is affected in several ways. Most likely, the Fund will reinvest the bond-call proceeds in bonds with lower interest rates. The Fund's income may drop as a result. The Fund also may realize a taxable capital gain (or loss).

In addition, market developments and other factors, including a general rise in interest rates, have the potential to cause investors to move out of fixed-income securities on a large scale, which may increase redemptions

from mutual funds that hold large amounts of fixed-income securities. Such a move, coupled with a reduction in the ability or willingness of dealers and other institutional investors to buy or hold fixed-income securities, may result in decreased liquidity and increased volatility in the fixed-income markets. Heavy redemptions of fixed-income mutual funds and decreased liquidity from fixed-income securities could hurt the Fund's performance.

An investment in the Fund is not a deposit in a bank and is not insured or guaranteed by the Federal Deposit Insurance Corporation or any other government agency.

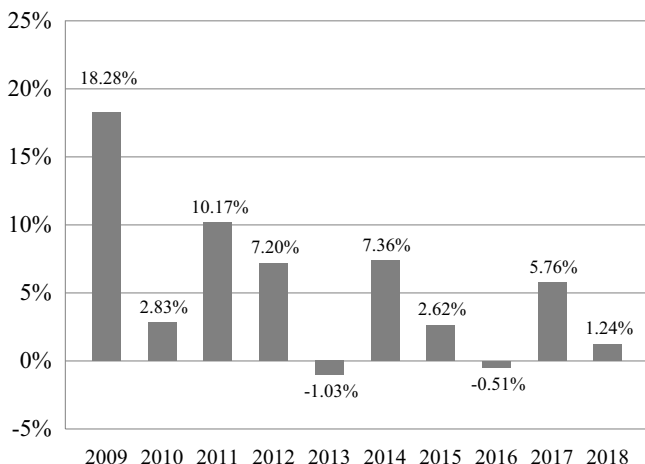
PERFORMANCE

The following bar chart and table are intended to help you understand the risks of investing in the Fund. The Fund has two classes of shares: Fund Shares and Adviser Shares. The bar chart provides some indication of the risks of investing in the Fund and illustrates the Fund Shares class's volatility and performance from year to year for each full calendar year over the past 10 years. The table shows how the average annual total returns of the share classes for the periods indicated compared to those of the Fund's benchmark index and an additional index of funds with similar investment objectives. Performance reflects any expense limitations in effect during the periods shown.

Remember, historical performance (before and after taxes) does not necessarily indicate what will happen in the future. For the Fund's most current performance information, log on to usaa.com or call (800) 235-8396.

RISK/RETURN BAR CHART

Annual Returns for Periods Ended December 31



During the periods shown in the chart:	Returns	Quarter ended
Highest Quarter Return	7.79%	September 30, 2009
Lowest Quarter Return	-4.14%	December 31, 2016
Year-to-Date Return	4.84%	June 30, 2019

After-tax returns are calculated using the historical highest individual federal marginal income tax rates and do not reflect the impact of state and local taxes. In certain situations, the return after taxes on distributions and sale of fund shares may be higher than the other return amounts. A higher after-tax return may result when a capital loss occurs upon redemption and translates into an assumed tax deduction that benefits the shareholder. The actual after-tax returns depend on your tax situation and may differ from those shown. If you hold your shares through a tax-deferred arrangement, such as an individual retirement account (IRA) or 401(k) plan, the after-tax returns shown in the table are not relevant to you. Please note that after-tax returns are only shown for the Fund Shares and may differ for each share class.

AVERAGE ANNUAL TOTAL RETURNS For Periods Ended December 31, 2018

	Past 1 Year	Past 5 Years	Past 10 Years	Since Inception	Inception Date
Fund Shares					
Return Before Taxes	1.24%	3.26%	5.25%		
Return After Taxes on Distributions	1.24%	3.26%	5.25%		
Return After Taxes on Distributions and Sale of Fund Shares	1.97%	3.27%	5.02%		
Adviser Shares					
Return Before Taxes	1.01%	3.00%	–	3.39%	8/1/2010
Indexes					
Bloomberg Barclays Municipal 1-15 Years Blend Index (reflects no deduction for fees, expenses, or taxes)	1.58%	3.00%	3.89%	3.09%	8/1/2010*
Lipper Intermediate Municipal Debt Funds Index (reflects no deduction for taxes)	1.14%	2.85%	3.98%	2.93%	8/1/2010*

*The performance of the Bloomberg Barclays Municipal 1-15 Years Blend Index and the Lipper Intermediate Municipal Debt Funds Index is calculated from the end of the month, July 31, 2010, while the inception date of the Adviser Shares is August 1, 2010. There may be a slight variation of performance numbers because of this difference.

INVESTMENT ADVISER

Effective July 1, 2019, Victory Capital Management Inc. (the “Adviser”) serves as the Fund’s investment adviser.

The portfolio managers primarily responsible for the day-to-day management of the Fund are members of the Adviser’s USAA Investments investment franchise. Prior to July 1, 2019, USAA Asset Management Company served as the Fund’s investment adviser.

PORTFOLIO MANAGERS

	Title	Tenure with the Fund
Regina G. Conklin, CPA, CFA	Senior Portfolio Manager	Since June 2003
John Bonnell, CFA	Senior Portfolio Manager	Since July 2019
Andrew Hattman, CFA, CAIA	Portfolio Manager	Since July 2019

PURCHASE AND SALE OF SHARES

Fund Shares:

You may purchase or sell Fund Shares any business day through our website at usaa.com, or by telephone at (800) 235-8396. You also may purchase or sell Fund Shares through certain other financial intermediaries. If you have opened an account directly with the Fund, you also may purchase and sell Fund Shares by mail at P.O. Box 659453, San Antonio, Texas 78265-9825.

- **Minimum initial purchase:** \$3,000
- **Minimum subsequent investment:** \$50

Adviser Shares:

Adviser Shares are available for investment through financial intermediaries. Your ability to purchase, exchange, sell, and transfer shares will be affected by the policies of the financial intermediary through which you do business. The minimum initial purchase is \$3,000; however, financial intermediaries may set different investment minimums in certain circumstances.

TAX INFORMATION

While the Fund is managed so that at least 80% of its annual interest income will be tax exempt, it may invest up to 20% of its assets in securities that generate income that is not tax exempt. The exemption of income for federal income tax purposes does not necessarily mean that income is exempt under the income or other tax laws of any other state or local taxing authority. Distributions of part of the Fund's tax-exempt interest income also may be a tax preference item for purposes of the AMT. Net capital gains distributed by or reinvested in the Fund will be taxable. In addition, gains, if any, on the redemption of the Fund's shares will be taxable. The Fund is not recommended for tax-deferred arrangements, such as IRAs or 401(k) plans.

PAYMENTS TO BROKER-DEALERS AND OTHER FINANCIAL INTERMEDIARIES

If you purchase shares of the Fund through a broker-dealer or other financial intermediary (such as a bank), the Fund and its related companies may pay the intermediary for the sale of such shares and certain servicing and administrative functions. These payments may create a conflict of interest by influencing the broker-dealer or other intermediary and your salesperson to recommend the Fund over another investment. Ask your salesperson or visit your financial intermediary's website for more information.

INVESTMENT OBJECTIVE

The **USAA Tax Exempt Short-Term Fund** (the “Fund”) provides investors with interest income that is exempt from federal income tax.

FEES AND EXPENSES

The tables below describe the fees and expenses that you may pay, directly and indirectly, to invest in the Fund. The annual fund operating expenses for the Fund Shares and Adviser Shares are based on expenses incurred during the Fund’s most recently completed fiscal year.

Shareholder Fees

(fees paid directly from your investment)

	Fund Shares	Adviser Shares
	None	None

Annual Fund Operating Expenses

(expenses that you pay each year as a percentage of the value of your investment)

	Fund Shares	Adviser Shares
Management Fee	0.28% ^(a)	0.28% ^(a)
Distribution and/or Service (12b-1) Fees	None	0.25%
Other Expenses	0.23%	0.39%
Total Annual Fund Operating Expenses	0.51%^(b)	0.92%
Fee Waiver/Reimbursement	None	(0.17%)
Total Annual Fund Operating Expenses after Reimbursement	0.51%^(c)	0.75%^{(b)(c)}

^(a) Victory Capital Management Inc. (the “Adviser”) has agreed that no performance adjustment (positive or negative) will be made to the amount payable to Victory Capital from July 1, 2019, through June 30, 2020. Thereafter, the management fee may fluctuate based on the Fund’s performance relative to a securities market index. See **Fund Management** section for a description of the performance adjustment.

^(b) The expense information in the table has been restated to reflect current fees.

^(c) The Adviser has contractually agreed to waive its management fee and/or reimburse expenses so that the total annual operating expenses (excluding certain items such as interest, taxes, and brokerage commissions) do not exceed 0.51% of the Fund Shares and 0.75% of the Adviser Shares through at least June 30, 2021. The Adviser is permitted to recoup advisory fees waived and expenses reimbursed for up to three years after the fiscal year in which the waiver or reimbursement took place, subject to the lesser of any operating expense limits in effect at the time of: (a) the original waiver or expense reimbursement; or (b) the

recoupment, after giving effect to the recoupment amount. The amount of any waivers or reimbursements and the amount of any recoupment is calculated without regard to the impact of any performance adjustment to the Fund's management fee. This agreement may only be terminated by the Fund's Board of Trustees.

Example

This example is intended to help you compare the cost of investing in the Fund with the cost of investing in other mutual funds. Although your actual costs may be higher or lower, you would pay the following expenses on a \$10,000 investment, assuming (1) a 5% annual return, (2) the Fund's operating expenses remain the same, (3) you redeem all of your shares at the end of the periods shown, and (4) the expense limitation agreement for each class of shares is not continued beyond its expiration date.

	1 Year	3 Years	5 Years	10 Years
Fund Shares	\$52	\$164	\$285	\$ 640
Adviser Shares	\$77	\$260	\$477	\$1,101

Portfolio Turnover

The Fund pays transaction costs, including commissions, when it buys and sells securities (or "turns over" its portfolio). A higher portfolio turnover rate may indicate higher transaction costs and may result in higher taxes when shares of the Fund are held in a taxable account. These costs, which are not reflected in the Annual Fund Operating Expenses or in the Example, affect the Fund's performance.

For the most recent fiscal year, the Fund's portfolio turnover rate was 31% of the average value of its whole portfolio.

PRINCIPAL INVESTMENT STRATEGY

The Fund invests primarily in investment-grade securities, the interest from which is excludable from gross income for federal income tax purposes (referred to herein as "tax-exempt securities"). During normal market conditions, at least 80% of the Fund's net assets will consist of tax-exempt securities. The Fund's dollar-weighted average portfolio maturity is three years or less.

In addition, during normal market conditions, at least 80% of the Fund's annual net investment income dividends will be tax-exempt and excludable from the calculation of the federal alternative minimum tax ("AMT") for individual taxpayers. This policy may be changed only by a shareholder vote.

PRINCIPAL RISKS

Any investment involves risk, and there is no assurance that the Fund's objective will be achieved. The Fund is actively managed and the investment techniques and risk analyses used by the Fund's manager(s) may not produce the desired results. As you consider an investment in the Fund, you also should take into account your tolerance for the daily fluctuations of the financial markets and whether you can afford to leave your money in the Fund for long periods of time to ride out down periods. As with other mutual funds, losing money is a risk of investing in the Fund.

The fixed-income securities held in the Fund's portfolio are subject to credit risk, which is the possibility that an issuer of a fixed-income security will fail to make timely interest and/or principal payments on its securities or that negative market perceptions of the issuer's ability to make such payments will cause the price of that security to decline. The Fund accepts some credit risk as a recognized means to enhance an investor's return. All fixed-income securities, varying from the highest quality to the very speculative, have some degree of credit risk. Fixed-income securities rated below investment grade, also known as "junk" or high-yield bonds, generally entail greater economic, credit, and liquidity risk than investment-grade securities. Their prices may be more volatile, especially during economic downturns, financial setbacks, or liquidity events.

The Fund is subject to the risk that the market value of the bonds in its portfolio will fluctuate because of changes in interest rates, changes in the supply of and demand for tax-exempt securities, and other market factors. Bond prices generally are linked to the prevailing market interest rates. In general, when interest rates rise, bond prices fall; conversely, when interest rates fall, bond prices rise. The price volatility of a bond also depends on its duration. Generally, the longer the duration of a bond, the greater is its sensitivity to interest rates. To compensate investors for this higher interest rate risk, bonds with longer durations generally offer higher yields than bonds with shorter durations. Because the U.S. Federal Reserve recently raised interest rates, the Fund may face a heightened level of interest rate risk. The ability of an issuer of a debt security to repay principal prior to a security's maturity can increase the security's sensitivity to interest rate changes.

During a period of declining interest rates, many municipal bonds may be "called," or redeemed, by the issuer before the stated maturity. An issuer might call, or refinance, a higher-yielding bond for the same reason that a homeowner would refinance a home mortgage. When bonds are called, the Fund is affected in several ways. Most likely, the Fund will reinvest the bond-call proceeds in bonds with lower interest rates. The Fund's income may drop as a result. The Fund also may realize a taxable capital gain (or loss).

In addition, market developments and other factors, including a general rise in interest rates, have the potential to cause investors to move out of fixed-income securities on a large scale, which may increase redemptions

from mutual funds that hold large amounts of fixed-income securities. Such a move, coupled with a reduction in the ability or willingness of dealers and other institutional investors to buy or hold fixed-income securities, may result in decreased liquidity and increased volatility in the fixed-income markets. Heavy redemptions of fixed-income mutual funds and decreased liquidity from fixed-income securities could hurt the Fund's performance.

Some tax-exempt securities are subject to special risks due to their unique structure. For instance, variable-rate demand notes (VRDNs) generally are long-term municipal bonds combined with a demand feature, which represents the right to sell the instrument back to the remarketer or liquidity provider, usually a bank, for repurchase on short notice, normally one day or seven days. Because the demand feature is dependent upon the bank, the Fund will only purchase VRDNs of this type where it believes that the banks would be able to honor their guarantees on the demand feature. Some VRDNs, sometimes referred to as "structured instruments" or "synthetic instruments," are created by combining an intermediate- or long-term municipal bond with a right to sell the instrument back to the remarketer or liquidity provider for repurchase on short notice, referred to as a "tender option." However, the tender option usually is subject to a conditional guarantee, which means that the bank is not required to pay under the guarantee if there is a default by the municipality or if certain other events occur. Because there is the risk that the Fund will not be able to exercise the demand feature at all times, the Fund will not purchase a synthetic instrument of this type unless the Fund believes there is minimal risk that the Fund will not be able to exercise the tender option at all times. The Fund will not purchase a synthetic instrument unless counsel for the issuer has issued an opinion that interest paid on the instrument is entitled to tax-exempt treatment.

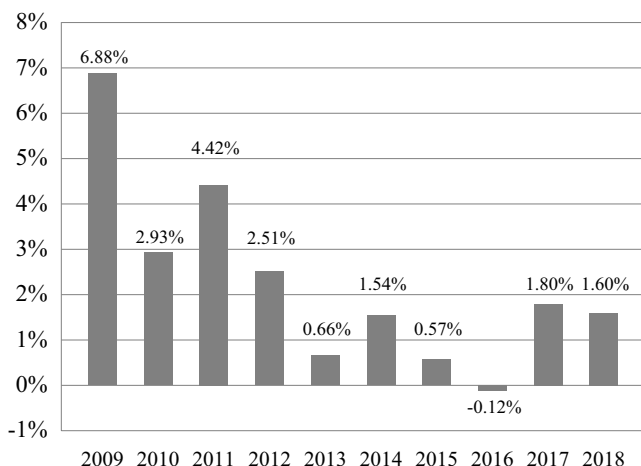
An investment in the Fund is not a deposit in a bank and is not insured or guaranteed by the Federal Deposit Insurance Corporation or any other government agency.

PERFORMANCE

The following bar chart and table are intended to help you understand the risks of investing in the Fund. The Fund has two classes of shares: Fund Shares and Adviser Shares. The bar chart provides some indication of the risks of investing in the Fund and illustrates the Fund Shares class's volatility and performance from year to year for each full calendar year over the past 10 years. The table shows how the average annual total returns of the share classes for the periods indicated compared to those of the Fund's benchmark index and an additional index of funds with similar investment objectives. Performance reflects any expense limitations in effect during the periods shown.

Remember, historical performance (before and after taxes) does not necessarily indicate what will happen in the future. For the Fund's most current performance information, log on to usaa.com or call (800) 235-8396.

RISK/RETURN BAR CHART
Annual Returns for Periods Ended December 31



During the periods shown in the chart:	Returns	Quarter ended
Highest Quarter Return	2.35%	March 31, 2009
Lowest Quarter Return	-1.07%	December 31, 2016
Year-to-Date Return	1.73%	June 30, 2019

After-tax returns are calculated using the historical highest individual federal marginal income tax rates and do not reflect the impact of state and local taxes. In certain situations, the return after taxes on distributions and sale of fund shares may be higher than the other return amounts. A higher after-tax return may result when a capital loss occurs upon redemption and translates into an assumed tax deduction that benefits the shareholder. The actual after-tax returns depend on your tax situation and may differ from those shown. If you hold your shares through a tax-deferred arrangement, such as an individual retirement account (IRA) or 401(k) plan, the after-tax returns shown in the table are not relevant to you. Please note that after-tax returns are only shown for the Fund Shares and may differ for each share class.

AVERAGE ANNUAL TOTAL RETURNS For Periods Ended December 31, 2018

	Past 1 Year	Past 5 Years	Past 10 Years	Since Inception	Inception Date
Fund Shares					
Return Before Taxes	1.60%	1.08%	2.26%		
Return After Taxes on Distributions	1.60%	1.08%	2.26%		
Return After Taxes on Distributions and Sale of Fund Shares	1.68%	1.19%	2.23%		
Adviser Shares					
Return Before Taxes	1.34%	0.85%	–	1.30%	8/1/2010
Indexes					
Bloomberg Barclays Municipal Short (1-5 Years) Index (reflects no deduction for fees, expenses, or taxes)	1.77%	1.19%	1.96%	1.41%	8/1/2010*
Lipper Short Municipal Debt Funds Index (reflects no deduction for taxes)	1.36%	0.85%	1.44%	1.03%	8/1/2010*

*The performance of the Bloomberg Barclays Municipal Short (1-5 Years) Index and the Lipper Short Municipal Debt Funds Index is calculated from the end of the month, July 31, 2010, while the inception date of the Adviser Shares is August 1, 2010. There may be a slight variation of performance numbers because of this difference.

INVESTMENT ADVISER

Effective July 1, 2019, Victory Capital Management Inc. (the “Adviser”) serves as the Fund’s investment adviser.

The portfolio managers primarily responsible for the day-to-day management of the Fund are members of the Adviser’s USAA Investments investment franchise. Prior to July 1, 2019, USAA Asset Management Company served as the Fund’s investment adviser.

PORTFOLIO MANAGERS

	Title	Tenure with the Fund
Regina G. Conklin, CPA, CFA	Senior Portfolio Manager	Since June 2003
John Bonnell, CFA	Senior Portfolio Manager	Since July 2019
Andrew Hattman, CFA, CAIA	Portfolio Manager	Since July 2019

PURCHASE AND SALE OF SHARES

Fund Shares:

You may purchase or sell Fund Shares any business day through our website at usaa.com, or by telephone at (800) 235-8396. You also may purchase or sell Fund Shares through certain other financial intermediaries. If you have opened an account directly with the Fund, you also may purchase and sell Fund Shares by mail at P.O. Box 659453, San Antonio, Texas 78265-9825.

- **Minimum initial purchase:** \$3,000
- **Minimum subsequent investment:** \$50

Adviser Shares:

Adviser Shares are available for investment through financial intermediaries. Your ability to purchase, exchange, sell, and transfer shares will be affected by the policies of the financial intermediary through which you do business. The minimum initial purchase is \$3,000; however, financial intermediaries may set different investment minimums in certain circumstances.

TAX INFORMATION

While the Fund is managed so that at least 80% of its annual interest income will be tax exempt, it may invest up to 20% of its assets in securities that generate income that is not tax exempt. The exemption of income for federal income tax purposes does not necessarily mean that income is exempt under the income or other tax laws of any other state or local taxing authority. Distributions of part of the Fund's tax-exempt interest income also may be a tax preference item for purposes of the AMT. Net capital gains distributed by or reinvested in the Fund will be taxable. In addition, gains, if any, on the redemption of the Fund's shares will be taxable. The Fund is not recommended for tax-deferred arrangements, such as IRAs or 401(k) plans.

PAYMENTS TO BROKER-DEALERS AND OTHER FINANCIAL INTERMEDIARIES

If you purchase shares of the Fund through a broker-dealer or other financial intermediary (such as a bank), the Fund and its related companies may pay the intermediary for the sale of such shares and certain servicing and administrative functions. These payments may create a conflict of interest by influencing the broker-dealer or other intermediary and your salesperson to recommend the Fund over another investment. Ask your salesperson or visit your financial intermediary's website for more information.

INVESTMENT OBJECTIVE

The **USAA Tax Exempt Money Market Fund** (the “Fund”) provides investors with interest income that is exempt from federal income tax and has a further objective of preserving capital and maintaining liquidity.

FEES AND EXPENSES

The tables below describe the fees and expenses that you may pay, directly and indirectly, to invest in the Fund. The annual fund operating expenses for the Fund are based on expenses incurred during the Fund’s most recently completed fiscal year.

Shareholder Fees

(fees paid directly from your investment)	None
---	------

Annual Fund Operating Expenses

(expenses that you pay each year as a percentage of the value of your investment)

Management Fee	0.28%
----------------	-------

Distribution and/or Service (12b-1) Fees	None
--	------

Other Expenses	0.28%
----------------	-------

Total Annual Fund Operating Expenses	0.56%^(a)
---	----------------------------

^(a) Victory Capital Management Inc., the Fund’s investment adviser (“Adviser”) has contractually agreed to waive its management fee and/or reimburse expenses so that the total annual operating expenses (excluding certain items such as interest, taxes, and brokerage commissions) do not exceed 0.56% of the Fund through at least June 30, 2021. The Adviser is permitted to recoup advisory fees waived and expenses reimbursed for up to three years after the fiscal year in which the waiver or reimbursement took place, subject to the lesser of any operating expense limits in effect at the time of: (a) the original waiver or expense reimbursement; or (b) the recoupment, after giving effect to the recoupment amount. The Total Annual Fund Operating Expenses after Reimbursement shown above may differ from the stated expense limitation amount. This agreement may only be terminated by the Fund’s Board of Trustees.

Example

This example is intended to help you compare the cost of investing in the Fund with the cost of investing in other mutual funds. Although your actual costs may be higher or lower, you would pay the following expenses on a \$10,000 investment, assuming (1) a 5% annual return, (2) the Fund’s operating expenses remain the same, (3) you redeem all of your shares at the end of the periods shown, and (4) the expense limitation agreement for the Fund is not continued beyond its expiration date.

1 Year	3 Years	5 Years	10 Years
\$57	\$179	\$313	\$701

PRINCIPAL INVESTMENT STRATEGY

The Fund invests primarily in high-quality securities, the interest of which is excludable from gross income for federal income tax purposes (referred to herein as “tax-exempt securities”), with remaining maturities of 397 days or less. During normal market conditions, at least 80% of the Fund’s net assets will consist of tax-exempt securities.

In addition, during normal market conditions, at least 80% of the Fund’s annual net investment income will be tax-exempt and excludable from the calculation of the federal alternative minimum tax (“AMT”) for individual taxpayers. This policy may be changed only by a shareholder vote.

In pursuing its investment objective and implementing its investment strategies, the Fund will comply with Rule 2a-7 under the Investment Company Act of 1940, as amended (“Rule 2a-7”). Accordingly, the Fund restricts its investments to instruments that meet certain maturity and quality requirements under Rule 2a-7. Generally, such investments will be limited to a security with a remaining maturity of 397 calendar days or less that is determined to present minimal credit risk; issued by a money market fund; or issued or guaranteed by the U.S. government or any agency or instrumentality thereof.

PRINCIPAL RISKS

You could lose money by investing in the Fund. Although the Fund seeks to preserve the value of your investment at \$1 per share, it cannot guarantee it will do so. The Fund may impose a fee upon the sale of your shares or may temporarily suspend your ability to sell shares if the Fund’s liquidity falls below required minimums because of certain market conditions or other factors. An investment in the Fund is not a deposit in a bank and is not insured or guaranteed by the Federal Deposit Insurance Corporation (“FDIC”) or any other government agency. The Fund’s sponsor has no legal obligation to provide financial support to the Fund, and you should not expect that the sponsor will provide financial support to the Fund at any time.

Under applicable federal securities laws, money market funds that qualify as “retail” (retail money market funds) or “government” (government money market funds) are permitted to utilize amortized cost to value their portfolio securities and to transact at a stable \$1 net asset value (“NAV”) per share. The Fund operates as a retail money market fund in compliance with the

requirements of Rule 2a-7; and as a retail money market fund, shares of the Fund are available for sale only to accounts that are beneficially owned by natural persons.

In addition, as a retail money market fund, the Fund may impose liquidity fees on redemptions and/or temporarily suspend redemptions (gates) if the Fund's weekly liquid assets fall below certain thresholds, such as during times of market stress. The imposition of a liquidity fee would reduce the amount you would receive upon redemption of your shares of the Fund. The imposition of a redemption gate also would delay your ability to redeem your investments in the Fund.

The fixed-income securities held in the Fund's portfolio are subject to credit risk, which is the possibility that an issuer of a fixed-income security will fail to make timely interest and/or principal payments on its securities or that negative market perceptions of the issuer's ability to make such payments will cause the price of that security to decline. The Fund accepts some credit risk as a recognized means to enhance an investor's return. All fixed-income securities, varying from the highest quality to the very speculative, have some degree of credit risk. Fixed-income securities rated below investment grade, also known as "junk" or high-yield bonds, generally entail greater economic, credit, and liquidity risk than investment-grade securities. Their prices may be more volatile, especially during economic downturns, financial setbacks, or liquidity events.

The Fund also is subject to the possibility that the value of its investments will fluctuate because of changes in interest rates, changes in supply of and demand for tax-exempt securities, or other market factors.

Some tax-exempt securities are subject to special risks due to their unique structure. For instance, variable-rate demand notes (VRDNs) generally are long-term municipal bonds combined with a demand feature, which represents the right to sell the instrument back to the remarketer or liquidity provider, usually a bank, for repurchase on short notice, normally one day or seven days. Because the demand feature is dependent upon the bank, the Fund will only purchase VRDNs of this type where it believes that the banks would be able to honor their guarantees on the demand feature. Some VRDNs, sometimes referred to as "structured instruments" or "synthetic instruments," are created by combining an intermediate- or long-term municipal bond with a right to sell the instrument back to the remarketer or liquidity provider for repurchase on short notice, referred to as a "tender option." However, the tender option usually is subject to a conditional guarantee, which means that the bank is not required to pay under the guarantee if there is a default by the municipality or if certain other events occur. Because there is the risk that the Fund will not be able to exercise the demand feature at all times, the Fund will not purchase a synthetic instrument of this type unless the Fund believes there is minimal risk that the Fund will not be able to exercise the tender option at all times. The Fund will not purchase a synthetic instrument unless

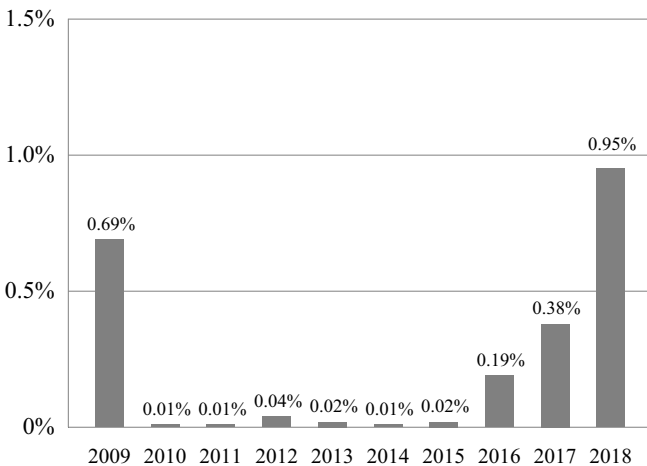
counsel for the issuer has issued an opinion that interest paid on the instrument is entitled to tax-exempt treatment.

PERFORMANCE

The following bar chart and table are intended to help you understand the risks of investing in the Fund. The bar chart provides some indication of the risks of investing in the Fund and illustrates the Fund's volatility and performance from year to year for each full calendar year over the past 10 years. The table shows the Fund's average annual total returns for the periods indicated.

Remember, historical performance (before and after taxes) does not necessarily indicate what will happen in the future. For the Fund's most current performance information, log on to usaa.com or call (800) 235-8396.

RISK/RETURN BAR CHART
Annual Returns for Periods Ended December 31



During the periods shown in the chart:	Returns	Quarter ended
Highest Quarter Return	0.30%	December 31, 2018
Lowest Quarter Return	0.00%	March 31, 2016
Year-to-Date Return	0.59%	June 30, 2019

AVERAGE ANNUAL TOTAL RETURNS
For Periods Ended December 31, 2018

Past 1 Year	Past 5 Years	Past 10 Years
0.95%	0.31%	0.23%

INVESTMENT ADVISER

Effective July 1, 2019, Victory Capital Management Inc. (the “Adviser”) serves as the Fund’s investment adviser.

The portfolio managers primarily responsible for the day-to-day management of the Fund are members of the Adviser’s USAA Investments investment franchise. Prior to July 1, 2019, USAA Asset Management Company served as the Fund’s investment adviser.

PORTFOLIO MANAGERS

Title	Tenure with the Fund
Cody Perkins, CFA Portfolio Manager	Since August 2018
Andrew Hattman, CFA, CAIA Portfolio Manager	Since July 2019

PURCHASE AND SALE OF SHARES

You may purchase or sell shares of the Fund on any business day through our website at usaa.com, or by telephone at (800) 235-8396. You also may purchase or sell shares of the Fund through certain other financial intermediaries. If you have opened an account directly with the Fund, you also may purchase and sell shares of the Fund by mail at P.O. Box 659453, San Antonio, Texas 78265-9825.

- **Minimum initial purchase:** \$3,000
- **Minimum subsequent investment:** \$50 (Except on transfers from brokerage accounts, which are exempt from the minimum.)

Investments in the **USAA Tax Exempt Money Market Fund** are limited to natural persons. If the Fund later determines that a shareholder is not a natural person, that shareholder will be provided at least 60 days' written notice and then redeemed out of the Fund. The Fund may impose liquidity fees or temporarily suspend redemptions (gates) if the Fund's weekly liquid assets fall below certain thresholds, such as during times of market stress.

TAX INFORMATION

While the Fund is managed so that at least 80% of its annual interest income will be tax exempt, it may invest up to 20% of its assets in securities that generate income that is not tax exempt. The exemption of income for federal income tax purposes does not necessarily mean that income is exempt under the income or other tax laws of any other state or local taxing authority. Distributions of part of the Fund's tax-exempt interest income also may be a tax preference item for purposes of the AMT. The Fund is not recommended for tax-deferred arrangements, such as IRAs or 401(k) plans.

PAYMENTS TO BROKER-DEALERS AND OTHER FINANCIAL INTERMEDIARIES

If you purchase shares of the Fund through a broker-dealer or other financial intermediary (such as a bank), the Fund and its related companies may pay the intermediary for the sale of such shares and certain servicing and administrative functions. These payments may create a conflict of interest by influencing the broker-dealer or other intermediary and your salesperson to recommend the Fund over another investment. Ask your salesperson or visit your financial intermediary's website for more information.

Victory Capital Management Inc. (“Victory Capital,” “Adviser,” or “Manager”) manages these Funds. For easier reading, Victory Capital may be referred to as “we” or “us” throughout the prospectus.

INVESTMENT OBJECTIVE

ALL FUNDS

■ What is each Fund’s investment objective?

Each Fund has a common investment objective of providing investors with interest income that is excludable from gross income for federal income tax purposes (“tax-exempt”). The **Tax Exempt Money Market Fund** has a further objective of preserving capital and maintaining liquidity. Each Fund has separate investment policies to achieve its objective. The Funds’ Board of Trustees (the “Board”) may change a Fund’s investment objective without shareholder approval.

MORE INFORMATION ON EACH FUND’S INVESTMENT STRATEGY

■ What is each Fund’s investment strategy?

Each Fund invests its assets primarily in investment-grade securities, the interest from which, in the opinion of counsel to the issuer, is excludable from gross income for federal income tax purposes (referred to herein as “tax-exempt securities”) but may be subject to state and local taxes.

These securities include municipal debt obligations that have been issued by states and their political subdivisions and duly constituted state and local authorities and corporations, as well as securities issued by certain U.S. territories or possessions, such as Puerto Rico, the Virgin Islands, or Guam. Tax-exempt securities generally are issued to fund public infrastructure projects such as streets and highways, schools, water and sewer systems, hospitals, and airports. Securities also may be issued to refinance outstanding obligations as well as to obtain funds for general operating expenses and for loans to other public institutions and facilities. Under the Tax Cuts and Jobs Act, interest paid on a bond issued after December 31, 2017, to advance refund another bond is subject to federal come tax.

■ What types of tax-exempt securities will be included in each Fund's portfolio?

Each Fund's assets may be invested in, among other things, any of the following tax-exempt securities, except as otherwise noted:

- ❖ **general obligation bonds**, which are secured by the issuer's pledge of its full faith, credit, and taxing power for the payment of principal and interest.
- ❖ **revenue bonds**, which are payable from the revenue derived from a particular facility or class of facilities or, in some cases, from the proceeds of a special excise tax or other specific revenue source, but not from the general taxing power.
- ❖ **municipal lease obligations**, which are backed by the municipality's covenant to budget for the payments due under the lease obligation. Municipal lease obligations may be determined to be liquid in accordance with the guidelines established by the Board. In determining the liquidity of a municipal lease obligation, we will consider among other things: (1) the frequency of trades and quotes for the municipal lease obligation; (2) the number of dealers willing to purchase or sell the municipal lease obligation and the number of other potential purchasers; (3) dealer undertakings to make a market in the municipal lease obligation; (4) the nature of the marketplace trades, including the time needed to dispose of the municipal lease obligation, the method of soliciting offers, and the mechanics of transfer; (5) whether the municipal lease obligation is of a size that will be attractive to institutional investors; (6) whether the municipal lease obligation contains a non-appropriation clause (giving the municipality the right to discontinue "appropriation" or funding for the project associated with the municipal lease obligation without causing a default event) and the likelihood that the obligor will fail to make an appropriation therefor; and (7) such other factors as we may determine to be relevant to such determination.
- ❖ **industrial development revenue bonds**, such as pollution control revenue bonds, which are issued by or on behalf of public authorities to obtain funds for privately operated facilities.
- ❖ **inverse floating rate securities**, which are securities with coupons that vary inversely with changes in short-term tax-exempt interest rates and, thus, are considered leveraged investments in an underlying municipal bond. Up to 10% of each of the **Tax Exempt Long-Term, Tax Exempt Intermediate-Term, and Tax Exempt Short-Term Funds'** net assets may be invested in inverse floating rate securities (or securities with similar economic characteristics). These securities present special risks for two reasons: (1) if short-term interest rates rise (fall), the income the Fund earns on the inverse floating rate security will fall (rise); and (2) if long-term interest rates rise (fall) the value of the inverse floating rate security will fall (rise) more than the value of the underlying bond

because of the leveraged nature of the investment. The **Tax Exempt Long-Term, Tax Exempt Intermediate-Term, and Tax Exempt Short-Term Funds** may seek to buy these securities at attractive values and yields that over time more than compensate the Fund for the securities' price volatility.

- ❖ **securities offered on a when-issued or delayed-delivery basis**, which means that delivery and payment take place after the date of the commitment to purchase, normally within 45 days, both price and interest rate are fixed at the time of commitment, the Fund does not earn interest on the securities until settlement, and the market value of the securities may fluctuate between purchase and settlement. Such securities can be sold before settlement date.
- ❖ **synthetic instruments**, which combine a municipality's obligation to pay interest and principal with the obligation of a third party to repurchase the instrument on short notice.
- ❖ **tax-exempt liquidity protected preferred shares** ("LPP Shares") (or similar securities) are issued by other municipal bond funds that principally invest in tax-exempt securities and generally are designed to pay "exempt-interest dividends." LPP Shares pay a dividend that resets on or about every seven days through a remarketing process and are subject to an obligation from a liquidity provider (typically a high-quality bank) to purchase, at a price equal to the par amount of the LPP Shares plus accrued dividends, LPP Shares that are subject to sale and not remarketed. The maturity date of LPP Shares will be deemed to be the date on which the underlying principal amount may be recovered or the next dividend rate adjustment date consistent with applicable regulatory requirements.
- ❖ **variable-rate demand notes** ("VRDNs") provide the right to sell the security at face value on either that day or within the rate-reset period. The interest rate is adjusted at a stipulated daily, weekly, monthly, quarterly, or other specified time interval to reflect current market conditions. VRDNs normally trade as if the maturity is the earlier put date, even though stated maturity is longer.

In addition, up to 15% of the **Tax Exempt Long-Term, Tax Exempt Intermediate-Term, and Tax Exempt Short-Term Funds'** net assets may be invested in securities that are illiquid. Illiquid securities generally are those securities that the Fund cannot expect to sell or dispose of in the ordinary course of business within seven days at approximately the value ascribed to such securities.

■ **What are the differences among the Tax Exempt Long-Term, Tax Exempt Intermediate-Term, and Tax Exempt Short-Term Funds?**

The differences in the Funds are in the weighted average maturities of all the securities in the portfolios. Generally, the longer the maturity, the higher the yield and the greater the price volatility.

Fund	Portfolio Weighted Average Maturity
Tax Exempt Long-Term	10 years or more
Tax Exempt Intermediate-Term	3–10 years
Tax Exempt Short-Term	3 years or less

Within these limitations, a Fund may purchase individual securities with stated maturities greater or less than the Fund’s weighted average maturity limits. In certain circumstances, such as when a bond is expected to be repaid either entirely or partially in advance of its stated maturity date, estimates of the expected time for its principal to be paid may be used when calculating a Fund’s weighted average maturity. This can be substantially shorter than its stated final maturity. For a discussion of the method of calculating the weighted average maturities of these Funds’ portfolios, see **Investment Policies** in the Statement of Additional Information (“SAI”).

■ **Are each Fund’s investments diversified among many different issuers?**

Each Fund is considered diversified under the federal securities laws, which generally means that each Fund must comply with certain limitations on the amount that it may invest in any single issuer. For further discussion of diversification, see **Investment Policies** in the SAI.

In addition, as a money market fund the **Tax Exempt Money Market Fund**, will invest its assets in accordance with strict SEC guidelines relating to the credit quality, liquidity, and diversification of the Fund’s investment.

A Fund also may not invest more than 25% of its assets in securities issued in connection with the financing of projects with similar characteristics, such as toll road revenue bonds, housing revenue bonds, electric power project revenue bonds, or in industrial development revenue bonds that are based, directly or indirectly, on the credit of private entities of any one industry. However, a Fund may invest more than 25% of its assets in tax-exempt industrial development revenue bonds. The 25% industry limitation does not apply to U.S. government securities, general obligation bonds, or bonds that are escrowed.

■ **Do the Funds purchase bonds guaranteed by bond insurance?**

Yes. Some of the bonds we purchase for a Fund are secured by bond insurance that guarantees scheduled principal and interest payments. In addition, we may purchase bond insurance for individual uninsured securities when we believe it will provide an anticipated benefit to a Fund. However, this insurance may not eliminate the risk of investing in the issuer.

■ Will any portion of the distributions from a Fund be subject to federal income tax?

During normal market conditions, at least 80% of each Fund's annual net investment income dividends will be excluded from a shareholder's gross income for federal income tax purposes (exempt-interest dividends). This policy may be changed only by a shareholder vote. Furthermore, it is our intention generally to purchase only securities that pay interest income exempt from federal income tax.

However, gains and losses realized from trading securities, including tax-exempt securities, that occur during the normal course of managing a Fund may result in net realized capital gain distributions. The Internal Revenue Code of 1986, as amended (the "Code"), treats these distributions differently than exempt-interest dividends in the following ways:

- ❖ Distributions of the excess of net short-term capital gain over net long-term capital loss are taxable as ordinary income.
- ❖ Distributions of the excess of net long-term capital gain over net short-term capital loss are taxable as long-term capital gains, regardless of the length of time you have held your shares in a Fund.
- ❖ Distributions of both short-term and long-term net realized capital gains are taxable whether received in cash or reinvested in additional shares.

■ Will distributions by a Fund be a tax preference item for purposes of the federal AMT (Tax Preference Item)?

During normal market conditions, at least 80% of each Fund's annual income (and, therefore, its net investment income dividends) will not be a Tax Preference Item. This policy may be changed only by a shareholder vote. However, since their inception, none of the Funds have distributed any income that is a Tax Preference Item for individual taxpayers, and we do not intend to invest in any securities that earn any such income in the future. However, of course, changes in federal tax laws or other unforeseen circumstances could result in a Fund earning income that is a Tax Preference Item.

TAX EXEMPT LONG-TERM FUND, TAX EXEMPT INTERMEDIATE-TERM FUND, AND TAX-EXEMPT SHORT-TERM FUND

■ What is the credit quality of each Fund's investments?

Under normal market conditions, we will invest each Fund's assets so that at least 50% of the total market value of the tax-exempt securities are rated within the three highest long-term rating categories (A or higher) or in the highest short-term rating category by such rating agencies as Moody's Investors Service, Inc. ("Moody's") and S&P Global Ratings ("S&P").

Investment-grade securities include securities issued or guaranteed by the U.S. government, its agencies and instrumentalities, as well as securities rated or subject to a guarantee of an obligor that is rated within the categories listed by at least one of the Nationally Recognized Statistical Rating Organizations (“NRSROs”). Below are investment-grade ratings for two of the current NRSROs approved by the SEC:

Rating Agency	Long-Term Debt Securities	Short-Term Debt Securities
Moody’s	At least Baa3	At least Prime–3 or MIG 3
S&P	At least BBB–	At least A–3 or SP–2

If a security does not meet the requirements set forth above or a security is not rated, we may make a determination that the security is of equivalent investment quality to a comparable security.

In addition, each Fund may invest up to 10% of its net assets in securities that at the time of purchase are below-investment-grade securities (also known as “junk” bonds). Below-investment-grade securities are considered speculative and are subject to significant credit risk since they are believed to represent a greater risk of default than more creditworthy investment-grade securities. These lower quality securities generally have less interest rate risk and higher credit risk than higher quality securities.

At the same time, the volatility of below-investment-grade securities historically has been notably less than the equity market as a whole. The market on which below-investment-grade securities are traded also may be less liquid than the market for investment-grade securities.

On occasion, we may pay a rating agency to rate a particular security when we believe it will provide an anticipated benefit to a Fund. On securities possessing a third-party guarantor, we reserve the right to place such security in the rating category of the underlying issuer (or if unrated in the comparable rating category as determined by us), if the third-party guarantor is no longer relied upon for ratings eligibility.

You will find a further description of tax-exempt ratings in the SAI.

■ How are the decisions to buy and sell securities made?

We manage the tax-exempt funds based on the common sense premise that our investors value tax-exempt income over taxable capital gain distributions. When weighing the decision to buy or sell a security, we strive to balance the amount of the tax-exempt income, the credit risk of the issuer, and the price volatility of the bond. We generally intend to hold investments until maturity, resulting in lower portfolio turnover in the Funds, although these intentions may be adjusted in response to the market or other events.

TAX EXEMPT MONEY MARKET FUND

■ What is the credit quality of the Fund's investments at the time of purchase?

The Fund's investments consist of high-quality securities that qualify as eligible securities under the federal securities laws that apply to money market funds. In general, an eligible security is defined as a security that is:

- ❖ Determined to present minimal credit risks to the Fund;
- ❖ Issued by a money market fund; or
- ❖ Issued or guaranteed by the U.S. government or any agency or instrumentality thereof, including "prerefunded" and "escrowed to maturity" tax-exempt securities.

In making the determination as to whether a particular investment presents minimal credit risks, we consider, among other things, the issuer or guarantor's financial condition, sources of liquidity, ability to react to future marketwide and issuer- or guarantor-specific events, the strength of the issuer or guarantor's industry within the economy, and the issuer or guarantor's competitive position within its industry. We also may consider comparative prices/yields of the security, certain asset-specific factors, as well as ratings received by the nationally recognized statistical rating organizations (NRSROs).

■ Will the Fund always maintain a net asset value (NAV) of \$1 per share?

We will endeavor to maintain a constant NAV of \$1 per share; however, there is no assurance that we will be able to do so. Remember, the shares are neither insured nor guaranteed by the U.S. government. As such, the Fund carries some risk. For example, there is always a risk that the issuer of a security held by the Fund will fail to pay interest or principal when due. We attempt to minimize this credit risk by investing only in securities that present minimal credit risk.

There also is a risk that rising interest rates will cause the value of the Fund's securities to decline. Certain of the securities in which the Fund may invest pay interest at a rate that is periodically adjusted, referred to as adjustable rate securities. We attempt to minimize this interest rate risk by limiting the maturity of each security to 397 days or less and by maintaining a dollar-weighted average portfolio maturity (WAM) for the Fund of 60 days or less and a weighted average life (WAL) of 120 days or less. The maturity of each security is calculated based upon SEC guidelines.

Finally, there is the possibility that one or more investments in the Fund may cease to qualify as an "eligible security" resulting in the NAV ceasing to be \$1 per share.

Under the federal securities laws applicable to money market funds, retail money market funds and government money market funds are permitted to utilize amortized cost to value their portfolio securities and to transact at a stable NAV of \$1 per share. The Fund qualifies as a retail money market fund in compliance with the requirements of Rule 2a-7; and as a retail money market fund, shares of the Fund are available for sale only to accounts that are beneficially owned by natural persons.

■ **How are the decisions to buy and sell securities made?**

We balance factors such as credit quality and maturity to purchase the best relative value available in the market at any given time. A decision to sell usually is based on a change in our credit opinion or to take advantage of an opportunity to reinvest at a higher yield.

TEMPORARY DEFENSIVE STRATEGY

Each Fund may, from time to time, take temporary defensive positions that are inconsistent with the Fund’s principal investment strategies in attempting to respond to adverse market, economic, political, or other conditions. The effect of taking such a temporary defensive position is that a Fund may not achieve its investment objective. To the extent that these temporary investments produce taxable income, that income may result in that Fund not fully achieving its investment objective during the time it is in the temporary defensive posture.

RISKS

Call Risk: Many municipal bonds may be “called,” or redeemed, by the issuer before the stated maturity. During a period of declining interest rates, an issuer might call, or refinance, a higher-yielding bond for the same reason that a homeowner would refinance a home mortgage.

- Intermediate- and long-term municipal bonds have the greatest call risk because most municipal bonds may not be called until after 10 years from the date of issue. The period of “call protection” may be longer or shorter than 10 years; but regardless, bonds purchased closest to the date of issue will have the most call protection. Typically, bonds with original maturities of 10 years or less are not callable.
- Although bond prices rise when interest rates drop, falling interest rates create the environment necessary to “call” the higher-yielding bonds from a Fund. When bonds are called, a Fund is affected in several ways. Most likely, we must reinvest the bond-call proceeds at lower interest rates. A Fund’s income may drop as a result. A Fund also may realize a taxable capital gain (or loss).

Credit Risk: Credit risk is the possibility that an issuer of a fixed-income security will fail to make timely interest and/or principal payments on its securities or that negative market perceptions of the issuer's ability to make such payments will cause the price of that security to decline. Credit risk applies to all fixed-income securities in a Fund's portfolio and may apply to certain other securities in which a Fund may invest.

When evaluating potential investments for a Fund, our analysts assess credit risk and its potential impact on the Fund's portfolio. In addition, the credit rating agencies may provide estimates of the credit quality of the potential investment. The ratings may not take into account every risk that interest and/or principal will be repaid on a timely basis. Lower credit ratings typically correspond to higher credit risk and higher credit ratings typically correspond to lower perceived credit risk. Securities in the lowest-rated investment-grade category have speculative characteristics. Credit ratings do not provide assurance against default or other loss of money. Nevertheless, even investment-grade securities typically are subject to some credit risk. If a security has not received a rating, a Fund must rely entirely upon the Adviser's credit assessment.

Securities rated below-investment-grade ("junk" or high-yield bonds) should be regarded as speculative because their issuers are more susceptible to financial setbacks and recession than more creditworthy companies. If the Fund invests in securities whose issuers develop unexpected credit problems, the Fund's net asset value (NAV) could decline. Changes in economic conditions or other circumstances are more likely to lead to a weakened capability to make principal and interest payments on these securities than on higher-rated securities.

Interest Rate Risk: As a mutual fund investing in bonds, each Fund is subject to the risk that the market value of the bonds in a Fund's portfolio will fluctuate because of changes in interest rates, changes in supply and demand for tax-exempt securities, or other market factors. Bond prices are linked to the prevailing market interest rates. In general, when interest rates rise, bond prices fall; and when interest rates fall, bond prices rise. The price volatility of a bond also depends on its duration. Duration is a measure that relates the expected price volatility of a bond to changes in interest rates. The duration of a bond may be shorter than or equal to the full maturity of a bond. Generally, the longer the duration of a bond, the greater is its sensitivity to interest rates. For example, a bond with a duration of three years will decrease in value by approximately 3% if interest rates increase by 1%. To compensate investors for this higher interest rate risk, bonds with longer durations generally offer higher yields than bonds with shorter durations.

To compensate investors for this higher interest rate risk, bonds with longer durations generally offer higher yields than bonds with shorter durations.

- **If interest rates increase**, the yield of each Fund may increase and the market value of the Tax Exempt Long-Term, Tax Exempt Intermediate-Term, and Tax Exempt Short-Term Funds' securities may decline, adversely affecting each Fund's NAV and total return.
- **If interest rates decrease**, the yield of each Fund may decrease. In addition, the market value of the Tax Exempt Long-Term, Tax Exempt Intermediate-Term, and Tax Exempt Short-Term Funds' securities may increase, which may increase each Fund's NAV and total return.

Although governmental financial regulators, including the U.S. Federal Reserve (the "Fed"), have taken steps to maintain historically low interest rates, the Fed recently increased interest rates. It is possible there will be less governmental action in the future to maintain low interest rates, or that action will be taken to raise interest rates further, which may have unpredictable effects on markets and the Fund's investments. Thus, the Fund currently faces a heightened level of interest rate risk.

The Fed's policy changes and related market speculation as to the potential timing of interest rate increases may expose fixed-income markets to heightened volatility and may reduce liquidity for certain of the Funds' investments, causing the value of a Fund's investments and share price to decline. For example, market developments and other factors, including a general rise in interest rates, have the potential to cause investors to move out of fixed-income securities on a large scale, which may increase redemptions from mutual funds that hold large amounts of fixed-income securities. Such a move, coupled with a reduction in the ability or willingness of dealers and other institutional investors to buy or hold fixed-income securities, may result in decreased liquidity and increased volatility in the fixed-income markets. Heavy redemptions of fixed-income mutual funds and decreased liquidity of fixed-income securities could hurt a Fund's performance.

Liquidity Fee and Redemption Gate Risk: The **Tax Exempt Money Market Fund** may impose liquidity fees or temporarily suspend redemptions for a period of up to 10 business days in any 90-day period if the weekly liquidity of the Fund's assets falls below a certain threshold, subject to the determination by the Fund's Board that such liquidity fee or redemption gate is in the best interest of the Fund. If the weekly liquidity of the Fund's assets falls below 30% of its total assets, the Fund may either impose a liquidity fee of up to 2% of the value of the shares redeemed or temporarily suspend redemptions. If the weekly liquidity of the Fund's assets falls below 10% of its total assets, the Fund must impose a minimum 1% liquidity fee on redemptions, unless the Fund's Board determines that imposing such liquidity fee is not in the best interests of the Fund. The imposition of a liquidity fee would reduce the amount you would receive upon redemption of your shares of the Fund. The imposition of a redemption gate would delay your ability to redeem your investments in the Fund.

Liquidity Risk: Liquidity in the tax-exempt bond market may be reduced for a number of reasons including as a result of overall economic conditions and credit tightening. During times of reduced market liquidity, there may be little trading in the secondary market for particular bonds and other debt securities, which may make them more difficult to value or sell at the time desired.

Management Risk: Each Fund is subject to management risk, which is the possibility that the investment techniques and risk analyses used in managing a Fund's portfolio will not produce the desired results.

Redemption Risk: Market developments and other factors, including a general rise in interest rates, have the potential to cause investors to move out of fixed-income securities on a large scale, which may increase redemptions from mutual funds that hold large amounts of fixed-income securities. Such a move, coupled with a reduction in the ability or willingness of dealers and other institutional investors to buy or hold fixed-income securities, may result in decreased liquidity and increased volatility in the fixed-income markets. Heavy redemptions of fixed-income mutual funds and decreased liquidity of fixed-income securities could hurt a Fund's performance.

Structural Risk: VRDNs generally are long-term municipal bonds with a demand feature that is used to shorten the maturity. The demand feature represents the right to sell the security back to the remarketer or liquidity provider for repurchase on short notice, normally one day or seven days. Usually, the demand feature is backed by a letter of credit or similar guarantee from a bank. Since we are relying on the demand feature to shorten maturity, the ability to exercise the demand feature would be dependent upon the bank. We would only purchase VRDNs where we were comfortable that the banks would be able to honor their obligation on the demand feature.

Some VRDNs, sometimes referred to as "structured instruments" or "synthetic instruments," are created by combining an intermediate- or long-term municipal bond with a right to sell the instrument back to the remarketer or liquidity provider for repurchase on short notice, referred to as a "tender option." Usually, the tender option is backed by a letter of credit or similar guarantee from a bank. The guarantee, however, is typically conditional, which means that the bank is not required to pay under the guarantee if there is a default by the municipality or if certain other events occur. We will not purchase a synthetic instrument unless counsel for the issuer has issued an opinion that interest paid on the instrument is entitled to tax-exempt treatment. We will not purchase a synthetic instrument unless we believe there is only minimal risk that we will not be able to exercise our tender option at all times.

Other types of securities that are subject to structural risk include LPP Shares and other similar securities. LPP Shares are a relatively new type of investment, the terms of which may change in the future in response to regulatory or market developments, which could adversely impact the value

and liquidity of the Fund's investment in LPP Shares, the tax treatment of investments in LPP Shares, or the ability of the Fund to invest in LPP Shares.

Tax Risk: In order to attempt to pay interest that is exempt from federal or state and local income tax, tax-exempt securities must meet certain legal requirements. Failure to meet such requirements may cause the interest earned and distributed to shareholders by a Fund to be taxable. In addition, interest from one or more municipal bonds held by a Fund could be declared taxable because of unfavorable changes in tax or other laws, adverse interpretations by the Internal Revenue Service ("IRS") or state tax authorities, or noncompliant conduct of a bond issuer. Changes or proposed changes in federal or state income tax or other laws also may cause the prices of tax-exempt securities to fall. Since inception, none of the Funds listed in this prospectus have distributed any income that is a Tax Preference Item for individual taxpayers; and we do not intend to invest in any securities that earn any such income in the future. A portion of a Fund's otherwise exempt-interest dividends may be taxable to shareholders subject to the federal AMT due to federal tax law changes or other unforeseen circumstances.

ADDITIONAL INFORMATION

This prospectus does not tell you about every policy or risk of investing in the Funds. For additional information about the Funds' investment policies and the types of securities in which the Funds' assets may be invested, you may request a copy of the Funds' SAI (the back cover of this prospectus tells you how to do this).

PORTFOLIO HOLDINGS

Each Fund's policies and procedures with respect to the disclosure of its portfolio securities are available in the Funds' SAI, which is available upon request.

Information relating to the portfolio holdings of the Tax Exempt Money Market Fund, its dollar-weighted average maturity, weighted average life, and certain other information will be posted to [usaa.com](https://www.usaa.com) five business days after the end of each month and will remain posted on the website for six months thereafter. In addition, the Tax Exempt Money Market Fund will report certain information to the SEC monthly on Form N-MFP, including its portfolio holdings and other pricing information, which also will be made public.

FUND MANAGEMENT

Effective July 1, 2019, Victory Capital Management Inc. (the "Adviser") will serve as the investment adviser to the Funds pursuant to an investment advisory agreement. The Funds are four of 47 no-load mutual funds offered by USAA Mutual Funds Trust (the "Trust"). Prior to July 1, 2019, the Fund

was managed by USAA Asset Management Company (“AMCO”), which the Adviser acquired as of that date. The Adviser oversees the operations of the Funds according to investment policies and procedures adopted by the Board of Trustees. The Adviser is a New York corporation that is registered as an investment adviser with the Securities and Exchange Commission (“SEC”). As of June 30, 2019, the Adviser managed and advised assets totaling in excess of \$64.1 billion for individual and institutional clients. The Adviser’s principal address is 4900 Tiedeman Road, 4th Floor, Brooklyn, Ohio 44144.

The Fund’s Board of Trustees has the overall responsibility for overseeing the management of the Funds. A discussion regarding the basis of the Board’s approval of the Fund’s Advisory Agreement is available in each Fund’s most recent annual report to shareholders.

The Adviser is a multi-boutique asset manager comprised of multiple investment teams, referred to as investment franchises, each of which utilizes an independent approach to investment. USAA Investments, a Victory Capital investment franchise, is responsible for the day-to-day investment management of the Funds.

Tax Exempt Long-Term, Tax Exempt Intermediate-Term, and Tax Exempt Short-Term Funds: For the fiscal year ended March 31, 2019, AMCO was paid for each Fund and investment management fee comprised of a base investment management fee and a performance adjustment. The base investment management fee, which is accrued daily and paid monthly, is equal to an annualized rate of 0.28% of each Fund’s average daily net assets.

The performance adjustment for each of the Funds is calculated separately for each class of shares on a monthly basis and will be added to or subtracted from the base investment management fee depending upon the performance of the respective share classes relative to the performance of a Lipper Index over the performance period. The performance adjustment for each class is calculated monthly by comparing the Fund’s performance to that of the Lipper General & Insured Municipal Debt Funds Index, Lipper Intermediate Municipal Debt Funds Index, or Lipper Short Municipal Debt Funds Index, as applicable. The performance period for each share class consists of the current month plus the previous 35 months (or the number of months beginning July 1, 2019, if fewer). The adjustment rate is determined as referenced in the following chart:

Over/Under Performance Relative to Index (in basis points)¹	Annual Adjustment Rate (in basis points as a percentage of the Fund’s average daily net assets)¹
+/- 20 to 50	+/- 4
+/- 51 to 100	+/- 5
+/- 101 and greater	+/- 6

¹ Based on the difference between average annual performance of the relevant share class of the Fund and its relevant Lipper index, rounded to the nearest basis point. Average daily net assets of the relevant share class are calculated over a rolling 36-month period.

To determine the amount of the performance adjustment, the annual performance adjustment rate is multiplied by the average daily net assets of the Fund over the entire performance period, which then is multiplied by a fraction, the numerator of which is the number of days in the month and the denominator of which is 365 (366 in leap years). The resulting amount then is added to (in the case of overperformance) or subtracted from (in the case of underperformance) the base investment management fee.

For the Fund Shares and Adviser Shares of each of the Funds, under the performance fee arrangement, each share class will pay a positive performance fee adjustment for a performance period whenever that share class outperforms the Lipper General & Insured Municipal Debt Funds Index, Lipper Intermediate Municipal Debt Funds Index, or Lipper Short Municipal Debt Funds Index, as applicable, over that period, even if that share class had overall negative returns during the performance period.

Under the investment advisory agreement with the Adviser that took effect on July 1, 2019, no performance adjustments will be made for the period beginning July 1, 2019, through June 30, 2020. Only performance beginning as of July 1, 2019, and thereafter will be utilized in calculating future performance adjustments.

Tax Exempt Money Market Fund: The Fund's investment management fee is accrued daily and paid monthly at an annualized rate of 0.28% of the Fund's average daily net assets.

The Adviser has contractually agreed to waive its management fee and/or reimburse expenses so that the total annual operating expenses (excluding certain items such as interest, taxes and brokerage commissions) with respect to the Tax Exempt Long-Term Fund do not exceed 0.48% of the Fund Shares and 0.70% of the Adviser Shares; with respect to the Tax Exempt Intermediate-Term Fund do not exceed 0.48% of the Fund Shares and 0.75% of the Adviser Shares; with respect to the Tax Exempt Short-Term Fund do not exceed 0.51% of the Fund Shares and 0.75% of the Adviser Shares; and with respect to the Tax Exempt Money Market Fund do not exceed 0.56% of the Fund Shares through at least June 30, 2021. The Adviser is permitted to recoup advisory fees waived and expenses reimbursed for up to three years after the fiscal year in which the waiver or reimbursement took place, subject to the lesser of any operating expense limits in effect at the time of: (a) the original waiver or expense reimbursement; or (b) the recoupment, after giving effect to the recoupment amount. The amount of any waivers or reimbursements and the amount of any recoupment is calculated without regard to the impact of any performance adjustment to each Fund's management fee, excluding the Tax Exempt Money Market Fund, which does not have a performance adjustment. This waiver agreement may only be terminated by the Funds' Board of Trustees.

Each Fund is authorized, although the Adviser has no present intention of utilizing such authority, to use a “manager-of-managers” structure. The Adviser could select (with approval of the Board and without shareholder approval) one or more subadvisers to manage the day-to-day investment of the Fund’s assets. The Adviser would monitor each subadviser’s performance through quantitative and qualitative analysis and periodically report to the Board as to whether each subadviser’s agreement should be renewed, terminated, or modified. The Adviser also would be responsible for determining how the Fund’s assets should be allocated to the subadvisers. The allocation for each subadviser could range from 0% to 100% of the Fund’s assets, and the Adviser could change the allocations without shareholder approval.

In addition to providing investment management services, the Adviser also provides administration and servicing to the Funds. Victory Capital Advisers, Inc. acts as the Fund’s distributor, and Victory Capital Transfer Agency, Inc., (formerly, USAA Shareholder Account Services) provides transfer agency services to the Funds. The Fund or the Fund’s distributor or transfer agent may enter into agreements with third parties (Servicing Agents) to pay such Servicing Agents for certain administrative and servicing functions.

PORTFOLIO MANAGERS

TAX EXEMPT LONG-TERM FUND

John C. Bonnell, CFA, Victory Capital Senior Portfolio Manager–USAA Investments, A Victory Capital Investment Franchise, has co-managed the Fund since August 2006. Mr. Bonnell has 30 years of investment management experience, 25 years of which have been with AMCO, which was acquired by the Adviser’s parent company in 2019. He holds the Chartered Financial Analyst (CFA) designation and is a member of the CFA Institute, the CFA Society of San Antonio, and the National Federation of Municipal Analysts.

Regina G. Conklin, CFA, CPA, Victory Capital Senior Portfolio Manager–USAA Investments, A Victory Capital Investment Franchise, has co-managed the Fund since July 2019. Ms. Conklin has 24 years of investment management experience, and has worked 28 years with AMCO, which was acquired by the Adviser’s parent company in 2019. Ms. Conklin is a member of the CFA Institute, the CFA Society of San Antonio, and the National Federation of Municipal Analysts.

Andrew Hattman, CFA, CAIA, Victory Capital Portfolio Manager–USAA Investments, A Victory Capital Investment Franchise, has co-managed the Fund since July 2019. Mr. Hattman has eight years of investment management experience, all of which have been with AMCO, which was acquired by the Adviser’s parent company in 2019. Mr. Hattman holds CFA and CAIA designations.

TAX EXEMPT INTERMEDIATE-TERM FUND AND TAX EXEMPT SHORT-TERM FUND

Regina G. Conklin, CFA, CPA, Victory Capital Senior Portfolio Manager–USAA Investments, A Victory Capital Investment Franchise, has co-managed the Fund since June 2003. Ms. Conklin has 24 years of investment management experience, and has worked 28 years with AMCO, which was acquired by the Adviser’s parent company in 2019. Ms. Conklin is a member of the CFA Institute, the CFA Society of San Antonio, and the National Federation of Municipal Analysts.

John C. Bonnell, CFA, Victory Capital Senior Portfolio Manager–USAA Investments, A Victory Capital Investment Franchise, has co-managed the Fund since July 2019. Mr. Bonnell has 30 years of investment management experience, 25 years of which have been with AMCO, which was acquired by the Adviser’s parent company in 2019. He holds the CFA designation and is a member of the CFA Institute, the CFA Society of San Antonio, and the National Federation of Municipal Analysts.

Andrew Hattman, CFA, CAIA, Victory Capital Senior Portfolio Manager–USAA Investments, A Victory Capital Investment Franchise, has co-managed the Fund since July 2019. Mr. Hattman has eight years of investment management experience, all of which have been with AMCO, which was acquired by the Adviser’s parent company in 2019. Mr. Hattman holds CFA and CAIA designations.

TAX EXEMPT MONEY MARKET FUND

Cody Perkins, CFA, Victory Capital Assistant Portfolio Manager–USAA Investments, A Victory Capital Investment Franchise, has co-managed the Fund since August 2018. Mr. Perkins has 23 years of investment management experience, 18 years of which have been with AMCO, which was acquired by the Adviser’s parent company in 2019. Education: B.B.A., University of Texas San Antonio. He holds the CFA designation and is a member of the CFA Institute and the CFA Society of San Antonio.

Andrew Hattman, CFA, CAIA, Victory Capital Portfolio Manager–USAA Investments, A Victory Capital Investment Franchise, has co-managed the Fund since July 2019. Mr. Hattman has eight years of investment management experience, all of which have been with AMCO, which was acquired by the Adviser’s parent company in 2019. Mr. Hattman holds CFA and CAIA designations.

The SAI provides additional information about the portfolio managers’ compensation, other accounts managed, and ownership of Fund securities.

PURCHASES

OPENING AN ACCOUNT WITH THE FUNDS

You may purchase shares in an investment account or through certain financial intermediaries as described below. You may call toll free at (800) 235-8396, Monday through Friday, 7:30 a.m. to 8 p.m., and Saturday, 8 a.m. to 5 p.m., Central time, to inquire about opening an account with us. If you already have an account with us, you will not need to fill out another application to invest in another fund of the USAA Funds unless the registration is different or we need further information to verify your identity.

As required by federal law, we must obtain certain information from you prior to opening an account with us. If we are unable to verify your identity, we may refuse to open your account, or we may open your account and take certain actions without prior notice to you, including restricting account transactions pending verification of your identity. If we subsequently are unable to verify your identity, we may close your account and return to you the value of your shares at the next calculated NAV. We prohibit opening accounts for certain investors, including but not limited to, foreign financial institutions, shell banks, correspondent accounts for foreign shell banks, and correspondent accounts for foreign financial institutions. A “foreign shell bank” is a foreign bank without a physical presence in any country. A “correspondent account” is an account established for a foreign bank to receive deposits from, or to make payments or other disbursements on behalf of, the foreign bank, or to handle other financial transactions related to such foreign bank.

TAXPAYER IDENTIFICATION NUMBER

Each shareholder named on an account with us must provide a Social Security number or other taxpayer identification number to avoid “backup” tax withholding required by the Code. See the section titled **Taxes** for additional tax information.

PURCHASING SHARES

Shares of the Funds are only available for sale in the United States and certain other areas subject to U.S. jurisdiction and may not be offered for sale in non-U.S. jurisdictions. Investors residing outside of the United States (except those with Air/Army Post Office (“APO”), Fleet Post Office (“FPO”), or Diplomatic Post Office (“DPO”) addresses) generally may not purchase shares of the Funds, even if they are U.S. citizens or lawful permanent residents.

The **Tax Exempt Money Market Fund** has been designated as a retail money market fund. Accordingly, shares of the **Tax Exempt Money Market Fund** are available for sale only to accounts beneficially owned by natural

persons (for example, an account owned by an individual who has a Social Security number). If the Fund later determines that a shareholder is not a natural person, that shareholder will be provided at least 60 days' written notice and then redeemed out of the Fund.

Fund Shares:

The Fund Shares are a separate share class of each of the Funds and are not a separate mutual fund. The **Tax Exempt Money Market Fund** only offers Fund Shares. Fund Shares are available through your investment account and through certain financial intermediaries, as described below. You may purchase Fund Shares through your investment account on the Internet or by telephone; and if you have an account directly with the Fund, you also may purchase shares by mail.

Shares purchased through your investment account will be subject to applicable policies and procedures. Additional fees also may apply.

If Fund Shares are purchased through a retirement account or an investment professional (*i.e.*, a financial intermediary), the policies and procedures relating to these purchases may differ from those discussed in this prospectus. Additional fees also may apply to your investment in a Fund, including a transaction fee, if you buy or sell shares of a Fund through a broker or other investment professional. For more information on these fees, check with your investment professional.

Adviser Shares:

The Adviser Shares are a separate share class of the **Tax Exempt Long-Term Fund**, **Tax Exempt Intermediate-Term Fund**, and **Tax Exempt Short-Term Fund** and are not a separate mutual fund. The **Tax Exempt Money Market Fund** does not offer Adviser Shares. The Adviser Shares are available for investment through financial intermediaries, including banks, broker-dealers, insurance companies, investment advisers, plan sponsors, and financial professionals that provide various administrative services.

ADDITIONAL INFORMATION REGARDING FINANCIAL INTERMEDIARIES

Your ability to purchase, exchange, redeem, and transfer shares will be affected by the policies of the financial intermediary through which you do business. Some policy differences may include: minimum investment requirements, exchange policies, fund choices, cutoff time for investments, and trading restrictions.

In addition, your financial intermediary may charge a transaction or other fee for the purchase or sale of shares of the Fund. Those charges are retained by the financial intermediary and are not shared with us. Please contact your financial intermediary or plan sponsor for a complete description of its policies.

Copies of each Fund’s annual report, semiannual report, and SAI are available from your financial intermediary or plan sponsor.

MINIMUM INITIAL PURCHASE

Fund Shares:

\$3,000. However, financial intermediaries may set different investment minimums, and a Fund reserves the right to waive or lower purchase minimums in certain circumstances.

Adviser Shares:

\$3,000. However, financial intermediaries may set different investment minimums, and a Fund reserves the right to waive or lower purchase minimums in certain circumstances.

ADDITIONAL PURCHASES

Fund Shares:

\$50 minimum per transaction, per account.

Adviser Shares:

There is no subsequent purchase minimum for investments in Adviser Shares, but financial intermediaries may require their clients to meet different subsequent purchase requirements.

EFFECTIVE DATE OF PURCHASE

When you make a purchase, your purchase price will be the NAV per share next calculated after we or the financial intermediary receive your request in “proper form” as provided in the section titled **Important Transaction Information**. Each Fund’s NAV per share is calculated as of the close of the regular trading session (generally 4 p.m. Eastern time) of the New York Stock Exchange (“NYSE”) each day it is open for trading. If we or the financial intermediary receive your purchase request in proper form prior to that time, your purchase price will be the NAV per share calculated for that day. If we or the financial intermediary receive your purchase request in proper form after that time, the purchase price will be the NAV per share calculated as of the close of the next regular trading session of the NYSE.

As discussed in more detail under “Redemptions,” the **Tax Exempt Money Market Fund** may impose a liquidity fee or redemption gate when the weekly liquidity of its assets falls below a certain threshold. The Fund will notify shareholders of the imposition and lifting of any liquidity fee or redemption gate via the Fund’s website, usaa.com. Any unprocessed purchase order received prior to such notification will be treated as canceled unless reconfirmed/valid and processed accordingly.

The Funds or the Funds' distributor or transfer agent may enter into agreements with Servicing Agents (such as financial intermediaries or plan sponsors), which hold shares of a Fund in omnibus accounts for their customers, under which the Servicing Agents are authorized to receive orders for shares of a Fund on a Fund's behalf. Under these arrangements, a Fund will be deemed to have received an order when an authorized Servicing Agent receives the order. Accordingly, customer orders will be priced at the respective Fund's NAV per share next calculated after they are received by an authorized Servicing Agent even though the orders may be transmitted to the Fund by the Servicing Agent after the time a Fund calculates its NAV.

PAYMENT

If you hold an account directly with a Fund and you plan to purchase shares from us with a check, the instrument must be written in U.S. dollars and drawn on a U.S. bank. In addition, initial purchases into an account by electronic funds transfer or check may be held for up to 30 days before any redemptions may be processed. We do not accept the following foreign instruments: checks, money orders, traveler's checks, or other similar instruments. In addition, we do not accept cash or coins. If you plan to purchase shares through a financial intermediary, please check with that financial intermediary regarding acceptable forms of payment.

REDEMPTIONS

For federal income tax purposes, a redemption of shares of a Fund is a taxable event, upon which you may recognize a capital gain or loss (unless you hold the shares of the Fund in a tax-deferred account or are a tax-exempt investor). A capital gain or loss is based on the difference between your basis in the redeemed shares and the proceeds you receive upon their redemption. See the section titled **Taxes** for information regarding basis election and reporting.

Each Fund may elect to suspend the redemption of shares or postpone the date of payment in limited circumstances (*e.g.*, if the NYSE is closed or when permitted by order of the SEC).

Under normal market conditions, each Fund typically expects to meet redemption requests by paying out proceeds from cash or cash equivalent portfolio holdings, or by selling portfolio holdings. Under deteriorating market conditions or market stress, a Fund also may borrow from a line of credit to which the Funds and certain other affiliated Funds are parties. A Fund and the other affiliated Funds are limited as to the amount that each may individually and collectively borrow under the line of credit. As a result, borrowings available to a Fund may be insufficient to satisfy Fund redemption requests. In addition, each Fund reserves the right to honor redemption orders wholly or partly with in-kind distributions of Fund portfolio securities instead of cash.

The **Tax Exempt Money Market Fund** may impose liquidity fees or temporarily suspend redemptions for a period of up to 10 business days in any 90- day period if the weekly liquidity of the Fund's assets falls below a certain threshold, subject to the determination by the Fund's Board that such liquidity fee or redemption gate is in the best interest of the Fund. If the weekly liquidity of the Fund's assets falls below 30% of its total assets, the Fund may either impose a liquidity fee of up to 2% of the value of the shares redeemed or temporarily suspend redemptions. If the weekly liquidity of the Fund's assets falls below 10% of its total assets, the Fund must impose a minimum 1% liquidity fee on redemptions, unless the Fund's Board determines that imposing such liquidity fee is not in the best interests of the Fund. The **Tax Exempt Money Market Fund** will notify shareholders of the imposition and lifting of any liquidity fee or redemption gate via the Fund's website, usaa.com. When the redemption of the Fund's shares has been suspended, redemption orders will not be accepted until the Fund has notified shareholders that the redemption gate has been lifted. Any redemption order pending during the imposition of a redemption gate will be cancelled without notice and any shareholder that wishes to redeem will need to submit a new request for redemption. Liquidity fees may be used to offset any losses to the Fund when it seeks to process redemption requests during periods of market stress. Although the tax treatment of liquidity fees is unclear, currently it is expected that a liquidity fee will not have a tax effect for the Fund. If the weekly liquidity of the Fund's assets falls below 10% of its total assets, the Fund's Board may determine to stop honoring redemptions and liquidate the Fund. In such case, the Fund would first notify the SEC. The Fund would provide notification to shareholders on its website.

REDEEMING SHARES

Fund Shares:

You may redeem Fund Shares through the Internet or by telephone on any day the NAV per share is calculated. If you have a direct account with a Fund, you also may redeem shares by mail. Shareholders will receive a redemption price of the NAV per share next calculated after we receive your request in "proper form" as provided in the section titled **Important Transaction Information**. If we receive your redemption request in proper form prior to the close of the NYSE's regular trading session (generally 4 p.m. Eastern time), your redemption price will be the NAV per share calculated for that day. If we receive the redemption request after that time, the redemption price will be the NAV per share calculated as of the close of the next regular trading session of the NYSE. Shares redeemed through an investment account will be subject to applicable policies and procedures.

Each Fund has undertaken certain authentication procedures regarding telephone transactions and will employ reasonable procedures to confirm that instructions communicated by telephone are genuine. Before any discussion regarding your account, we will obtain certain information from you to verify

your identity. Additionally, your telephone calls may be recorded or monitored, and confirmations of account transactions are sent to the address of record or by electronic delivery to your designated e-mail address.

If you hold Fund Shares through an investment account or an account directly with a Fund, a Fund typically expects to pay out redemption proceeds on the next business day after your order is received in proper form; however, it may take up to seven days to send your proceeds. Payment for redemption of shares purchased by electronic funds transfer (“EFT”) or check will be sent after the EFT or check has cleared, which could take up to 30 days from the initial purchase date into a Fund and seven days from the purchase date.

If you hold Fund Shares in your account with a financial intermediary, please contact your financial intermediary regarding redemption policies. Generally, any redemption request you place with your financial intermediary in proper form prior to the close of the NYSE (generally 4 p.m. Eastern time) will receive the NAV per share calculated for that day, subject to the financial intermediary’s applicable policies and procedures. Normally, a Fund transmits proceeds to intermediaries for redemption orders that are received in proper form on the next business day after receipt. Under certain circumstances and when deemed to be in a Fund’s best interests, proceeds may not be sent to intermediaries for up to seven days after receipt of the redemption order.

Adviser Shares:

Check with your financial intermediary for its policies on redemptions. Adviser Shares purchased through a financial intermediary should be redeemed through the financial intermediary. The Tax Exempt Long-Term Fund, Tax Exempt Intermediate-Term Fund, and Tax Exempt Short Term Fund typically expects to transmit proceeds to intermediaries for redemption orders on the next business day after receipt in “proper form” as provided in the section titled **Important Transaction Information**. Under certain circumstances and when deemed to be in the Fund’s best interests, proceeds may not be sent to intermediaries for up to seven days after receipt of the redemption order.

CONVERTING SHARES

CONVERTING FROM ADVISER SHARES TO FUND SHARES

If you hold Adviser Shares through an account maintained with another financial institution and subsequently transfer your shares into (i) an account established directly with a Fund, (ii) your investment account, or (iii) an eligible advisory program with a financial intermediary, we may convert your Adviser Shares to Fund Shares, as applicable.

OTHER CONVERSIONS

The Fund also may provide for other conversion privileges from time to time under which a shareholder of the Fund may convert shares into another class of shares of the same Fund under certain circumstances, subject to approval by the Fund's officers. For example, subject to approval by the Fund's officers, a shareholder may convert shares of one class of the Fund held through an eligible advisory program into shares of another class of the Fund (if available) with a lower expense ratio, provided that following the conversion the shareholder meets applicable eligibility requirements for the class into which the shareholder seeks to convert (as described in this prospectus).

PRICING

When a conversion occurs, you receive shares of one class of a fund for shares of another class of the same fund. At the time of conversion, the dollar value of the "new" shares you receive equals the dollar value of the "old" shares that were converted. In other words, the conversion has no effect on the value of your investment in the fund at the time of the conversion. However, the number of shares you own after the conversion may be greater than or less than the number of shares you owned before the conversion, depending on the NAVs per share of the two share classes. A conversion between share classes of the same fund is a non-taxable event.

Conversions are not subject to the Fund's restrictions on short-term trading activity discussed under the section titled **Excessive Short-Term Trading** in this prospectus.

EXCHANGES

For federal income tax purposes, an exchange between funds is a taxable event, upon which you may recognize a capital gain or loss (unless you hold the shares of a Fund in a tax-deferred account or are a tax-exempt investor). Such a gain or loss is based on the difference, if any, between your basis in the exchanged shares and the aggregate NAV of the shares you receive in the exchange. See the section titled **Taxes** for information regarding basis election and reporting.

EXCHANGE PRIVILEGE

You may exchange shares between funds in the USAA family of funds, provided the shares to be acquired are offered in your state of residence. A Fund, however, reserves the right to terminate or change the terms of an exchange offer.

If you have opened an account directly with a Fund, you may make exchanges on **usaa.com**. If you have an investment account, you may make exchanges on **usaa.com** or on **mobile.usaa.com**. After we receive the

exchange orders, the Fund's transfer agent will simultaneously process exchange redemptions and purchases at the share prices next calculated pursuant to the procedures set forth herein. See the section titled **Effective Date of Purchase** for additional information. The investment minimums applicable to share purchases also apply to exchanges.

If you hold shares of a Fund in an account with a financial intermediary or plan sponsor, the policies and procedures on an exchange may differ from those discussed in this prospectus. Additional fees also may apply to your investment in a Fund, including a transaction fee, if you buy, sell, or exchange shares of a Fund through a broker or other investment professional. For more information on these fees, check with your investment professional.

OTHER IMPORTANT INFORMATION ABOUT PURCHASES, REDEMPTIONS, AND EXCHANGES

Contacting the USAA Funds

The following features may be available to you to purchase, redeem, and exchange shares of a Fund you hold in an investment account or in an account opened directly with a Fund.

Internet Access

- Review account information and make most account transactions. This includes making purchases, exchanges, and redemptions; reviewing account activity; checking balances; and more.

Mobile Access

- Review account information and make most account transactions.

Telephone System (800) 235-8396

- Access account information and make most account transactions.

Telephone

- Call toll free (800) 235-8396 Monday – Friday, 7:30 a.m. to 8 p.m. and Saturday, 8 a.m. to 5 p.m., Central time, to speak with a member service representative.

Mail

- If you hold an account directly with a Fund and would like to make a purchase or request a redemption by mail, send your written instructions to:

Regular Mail:

P.O. Box 659453
San Antonio, TX 78265-9825

Registered or Express Mail:

9800 Fredericksburg Road
San Antonio, TX 78240

Bank Wire

- To add to your account or request a redemption by bank wire, visit us at **usaa.com** or call (800) 235-8396 for instructions. This helps to ensure that your account will be credited or debited promptly and correctly.

Electronic Funds Transfer

- Additional purchases on a regular basis may be deducted electronically from a bank account. Sign up for these services when opening an account, log on to **usaa.com** or call (800) 235-8396 for assistance.

Checkwriting

- Shareholders invested in the Tax Exempt Short-Term Fund and Tax Exempt Money Market Fund through an account with the Transfer Agent may request that checks be issued for their accounts. You will not be charged for the use of checks or any subsequent reorders. You may write checks in the amount of \$250 or more. **Checks written for less than \$250 may be returned unpaid.** We reserve the right to assess a processing fee against your account for any redemption check not honored by a clearing or paying agent. Because the value of your account changes daily as dividends accrue, you may not write a check to close your account.

IMPORTANT TRANSACTION INFORMATION

Purchase, redemption, and exchange requests are not processed until received in proper form. "Proper form" means actual receipt of the order along with all information and supporting documentation necessary to effect the transaction. Complete information may include any verification or confirmation of identity that the Funds' transfer agent or other authorized Fund agent may request. For purchase requests, "proper form" also generally includes receipt of sufficient funds to effect the purchase. Each Fund, its transfer agent, or any authorized

Fund agent may, in its sole discretion, determine whether any particular transaction request is in good order and reserve the right to change or waive any good order requirement at any time. Financial intermediaries may have their own requirements for recognizing a transaction in proper form or good order. If you hold your shares through a financial intermediary, please contact them for specific proper form or good order requirements.

IRA DISTRIBUTION FEE

Each Fund may apply a distribution fee to all full IRA distributions, except for those due to death, disability, or divorce. Partial IRA distributions are not charged a distribution fee.

ACCOUNT BALANCE

Victory Capital Transfer Agency, Inc. may assess annually a small balance account fee of \$12 to each shareholder account with a balance of less than \$2,000 at the time of assessment. Accounts exempt from the fee include: (1) any account regularly purchasing additional shares each month through an automatic investment plan; (2) any UGMA/UTMA account; (3) all (non-IRA) money market fund accounts; (4) any account whose registered owner has an aggregate balance of \$50,000 or more invested in affiliated Funds.

EXCESSIVE SHORT-TERM TRADING

The affiliated Funds generally are not intended as short-term investment vehicles (except for the money market funds, Short-Term Bond Fund, Ultra Short-Term Bond Fund, and Tax Exempt Short-Term Fund). Some investors try to profit by using excessive short-term trading practices involving mutual fund shares, frequently referred to as “market timing.”

Excessive short-term trading activity can disrupt the efficient management of a fund and raise its transaction costs by forcing portfolio managers to first buy and then sell portfolio securities in response to a large investment or redemption by short-term traders. While there is no assurance that the affiliated Funds can deter all excessive and short-term trading, the Board has adopted the following policies (except for the money market funds, Short-Term Bond Fund, Ultra Short-Term Bond Fund, and Tax Exempt Short-Term Fund). These policies are designed to deter disruptive, excessive short-term trading without needlessly penalizing bona fide investors.

To deter such trading activities, the affiliated Funds’ policies and procedures state that:

- Each affiliated Fund reserves the right to reject any purchase order, including an exchange, that it regards as disruptive to the efficient management of the particular fund.

- Each affiliated Fund may use a fair value pricing service or other model to assist in establishing the current value of foreign securities held by the affiliated Fund. Fair value pricing is used to adjust for “stale pricing” that may occur between the close of certain foreign exchanges or markets and the time when the affiliated Fund calculates its NAV per share. The use of fair value pricing is intended to deter investors who may be trying to take advantage of time-zone differences in the valuation of foreign securities and to prevent dilution to long-term investors. Fair value pricing of a foreign security can result in a affiliated Fund using a price that is higher or lower than the closing price of a foreign security for purposes of calculating a affiliated Fund’s NAV.

THE AFFILIATED FUNDS’ RIGHT TO REJECT PURCHASE AND EXCHANGE ORDERS AND LIMIT TRADING IN ACCOUNTS

The affiliated Funds’ main safeguard against excessive short-term trading is their right to reject purchase or exchange orders if in the best interest of the affected fund. In exercising this discretion to reject purchase and exchange orders, the affiliated Funds deem that certain excessive short-term trading activities are not in the best interest of the fund because such activities can hamper the efficient management of the fund. Generally, persons who engage in an “in and out” (or “out and in”) transaction within a 30-day period will violate the affiliated Funds’ policy if they engage in another “in and out” (or “out and in”) transaction in the same fund within 90 days. The affiliated Funds also reserve the right to restrict future purchases or exchanges if an investor is classified as engaged in other patterns of excessive short-term trading, including after one large disruptive purchase and redemption or exchange. Finally, the affiliated Funds reserve the right to reject any other purchase or exchange order in other situations that do not involve excessive short-term trading activities if in the best interest of a fund.

The following transactions are exempt from the excessive short-term trading activity policies described above:

- Transactions in the money market funds, Short-Term Bond Fund, Ultra Short-Term Bond Fund, and Tax Exempt Short-Term Fund;
- Purchases and sales pursuant to automatic investment or withdrawal plans;
- Purchases and sales made through USAA Managed Portfolios-UMP[®], USAA 529 College Savings Plan[™], USAA Federal Savings Bank Trust Department, or other designated USAA managed investment accounts;
- Purchases and sales by the Target Retirement Funds, Cornerstone Conservative Fund, and/or Cornerstone Equity Fund; and

- Other transactions that are not motivated by short-term trading considerations if they are approved by transfer agent management personnel and are not disruptive to a fund.

If a person is classified as having engaged in excessive short-term trading, the remedy will depend upon the trading activities of the investor in the account and related accounts and its disruptive effect, and can include warnings to cease such activity and/or restrictions or termination of trading privileges in a particular affiliated Fund or all of the affiliated Funds.

The affiliated Funds rely on the transfer agent to review trading activity for excessive short-term trading. There can be no assurance, however, that its monitoring activities will successfully detect or prevent all excessive short-term trading. The affiliated Funds or the transfer agent may exclude transactions below a certain dollar amount from monitoring and may change that dollar amount from time to time.

The affiliated Funds seek to apply these policies and procedures uniformly to all investors; however, some investors purchase shares of an affiliated Fund through financial intermediaries that establish omnibus accounts to invest in the affiliated Funds for their clients and submit net orders to purchase or redeem shares after combining their client orders. The affiliated Funds subject to the short-term trading policies generally treat these omnibus accounts as an individual investor and will apply the short-term trading policies to the net purchases and sales submitted by the omnibus account unless the affiliated Funds or their transfer agent have entered into an agreement requiring the omnibus account to submit the underlying trading information for their clients upon our request and/or monitor for excessive trading. For those omnibus accounts for which we have entered into agreements to monitor excessive trading or provide underlying trade information, the financial intermediary or affiliated Funds will review net activity in these omnibus accounts for activity that indicates potential, excessive short-term trading activity. If we detect suspicious trading activity at the omnibus account level, we will request underlying trading information and review the underlying trading activity to identify individual accounts engaged in excessive short-term trading activity. We will instruct the omnibus account to restrict, limit, or terminate trading privileges in a particular fund for individual accounts identified as engaging in excessive short-term trading through these omnibus accounts.

We also may rely on the financial intermediary to review for and identify underlying trading activity for individual accounts engaged in excessive short-term trading activity, and to restrict, limit, or terminate trading privileges if the financial intermediary's policies are determined by us to be at least as stringent as the affiliated Funds' policy. For shares purchased through financial intermediaries there may be additional or more restrictive policies. You may wish to contact your financial intermediary to determine the policies applicable to your account.

Because of the increased costs to review underlying trading information, the affiliated Funds will not enter into agreements with every financial intermediary that operates an omnibus account. The affiliated Funds or their transfer agent could decide to enter into such contracts with financial intermediaries for all funds or particular funds and can terminate such agreements at any time.

OTHER FUND RIGHTS

Each Fund reserves the right to:

- Reject or restrict purchase or exchange orders when in the best interest of the Fund;
- Limit or discontinue the offering of shares of the Fund without notice to the shareholders;
- Calculate the NAV per share and accept purchase, exchange, and redemption orders on a business day that the NYSE is closed;
- Require a signature guarantee for transactions or changes in account information in those instances where the appropriateness of a signature authorization is in question (the SAI contains information on acceptable guarantors);
- Redeem an account with less than \$500, with certain limitations;
- Restrict or liquidate an account when necessary or appropriate to comply with federal law;
- Discontinue or otherwise limit the opening of accounts with us; and
- In addition, the **Tax Exempt Money Market Fund** reserves the right to suspend redemptions as provided under SEC rules applicable to money market funds.

MULTIPLE CLASS INFORMATION

The **Tax Exempt Long-Term Fund**, **Tax Exempt Intermediate-Term Fund**, and **Tax Exempt Short-Term Fund** are comprised of multiple classes of shares. Each class shares the respective Fund's investment objective and investment portfolio. The classes have different fees, expenses, and/or minimum investment requirements. The difference in the fee structures between the classes is primarily the result of their separate arrangements for shareholder and distribution services and performance fee arrangements. It is not the result of any difference in base investment management or custodial fee rate schedules or other expenses related to the management of the Fund's assets, which do not vary by class.

Except as described below, the share classes have identical voting, dividend, liquidation, and other rights, preferences, terms, and conditions. The primary differences between the classes are: (a) each class may be subject to different expenses specific to that class; (b) each class has a different identifying designation or name; (c) each class has exclusive voting rights with respect to matters solely affecting that class; and (d) each class may have different purchase, exchange, and redemption privileges.

DISTRIBUTION AND SERVICE FEES

The Fund have adopted a distribution plan pursuant to Rule 12b-1 (“Rule 12b-1 Plan”) under the 1940 Act with respect to Adviser Shares. Under the Rule 12b-1 Plan, a Fund pays annual fees of 0.25% of the Fund’s average daily net assets attributable to the Adviser Shares to the distributor, or such other entities as the Fund’s Board may approve (the Payee), as compensation for rendering services and bearing expenses in connection with activities primarily intended to result in the sale of Adviser Shares and/or providing services to shareholders of Adviser Shares. Under the Rule 12b-1 Plan, such fees may cover expenses incurred by the Payee in connection with the distribution and/or servicing of Adviser Shares of the Fund and relating (among other things) to:

- compensation to the Payee and its employees;
- payment of the Payee’s expenses, including overhead and communication expenses;
- compensation to broker-dealers, financial intermediaries, and other entities to pay or reimburse them for their services or expenses in connection with the distribution of Adviser Shares;
- printing and mailing of prospectuses, SAIs, and reports for prospective shareholders;
- the preparation and distribution of sales literature and advertising materials;
- responding to inquiries from shareholders or their financial representatives requesting information regarding the affiliated Funds; and
- responding to inquiries by and correspondence from shareholders regarding ownership of their shares or their accounts.

The distributor pays all or a portion of such fees to financial intermediaries that make the Adviser Shares available for investment by their customers and the distributor may retain part of this fee as compensation for providing these services. If the fees received by the distributor under the Rule 12b-1 Plan exceed its expenses, the distributor may realize a profit from these arrangements. Because these fees are paid out of the Fund’s assets on an ongoing basis, over time these fees will increase the cost of your investment

in the Adviser Shares and may cost you more than paying other types of sales charges. In addition, because some or all of the fees payable pursuant to the Rule 12b-1 Plan may be used to pay for shareholder services that are not related to prospective sales of the Fund's shares, the Adviser Shares may continue to make payments under the Rule 12b-1 Plan even if the Fund terminates the sale of Adviser Shares to investors. For additional information about the Rule 12b-1 Plan and its terms, see **Multiple Class Information** in the SAI.

SHAREHOLDER INFORMATION

PAYMENTS TO FINANCIAL INTERMEDIARIES

Certain financial intermediaries perform recordkeeping, networking, administrative, sub-transfer agency, and shareholder services for their clients with respect to their investments in a Fund that otherwise would be performed by the Fund's transfer agent or administrator and shareholder servicing agent. In some circumstances, we, or one of our affiliates, will pay a financial intermediary for these services out of our own resources. In other circumstances, a Fund will pay a fee to the financial intermediary for performing those services. A Fund will not pay financial intermediaries more than it would pay its direct service providers for transfer agency, administration, and/or shareholder services. In cases where intermediary fees are higher due to differences in the services being provided or other factors, the additional amounts will be paid by us and/or the distributor. In addition, these payments generally are based on either (1) a percentage of the average daily net assets of Fund shareholders' accounts serviced by a financial intermediary or (2) a fixed dollar amount for each account serviced by a financial intermediary. The aggregate amount of these payments may be substantial.

In addition, we and the Funds' distributor may make payments to intermediaries for various additional services, other expenses, and/or the financial intermediaries' distribution of shares of a Fund. Such payments are sometimes referred to as "revenue sharing" and generally are negotiated with a financial intermediary on the basis of such factors as the number or value of shares of a Fund that the financial intermediary sells or may sell; the value of client assets invested; or the type and nature of services or support furnished by the financial intermediary. Such revenue sharing payments are intended to compensate a financial intermediary for one or more of the following: (1) distribution, which may include expenses incurred by financial intermediaries for their sales activities with respect to a Fund, such as preparing, printing, and distributing sales literature and advertising materials and compensating registered representatives or other employees of such financial intermediaries for their sales activities, as well as the opportunity for a Fund to be made available by such financial intermediaries; (2) shareholder services, such as providing individual and custom investment advisory services to clients of the

financial intermediaries; and (3) marketing and promotional services, including business planning assistance, educating personnel about a Fund, including a Fund on preferred or recommended lists or in certain sales programs sponsored by the intermediary, and sponsorship of sales meetings, which may include covering costs of providing speakers. The distributor may sponsor seminars and conferences designed to educate financial intermediaries about a Fund and may cover the expenses associated with attendance at such meetings, including travel costs. These payments and activities are intended to educate financial intermediaries about a Fund and may help defray or compensate the financial intermediary for the costs associated with offering a Fund.

The payments also may, to the extent permitted by applicable regulations, contribute to various non-cash and cash incentive arrangements to promote the sale of shares of a Fund, as well as sponsor various educational programs, sales contests and/or promotions. We and the Funds' distributor may, from time to time, provide occasional gifts, meals, tickets or other entertainment, or support for due diligence trips. These payments are in addition to any fees paid by a Fund to compensate financial intermediaries for providing distribution-related services to a Fund and/or shareholder services to Fund shareholders. These payments may be a fixed dollar amount or may be based on a percentage of the value of shares sold to, or held by, customers of the financial intermediary involved. The amount of these payments may be substantial and may differ among financial intermediaries. In addition, certain financial intermediaries may have access to certain services from us or the distributor, including research reports and economic analysis, and portfolio analysis tools. In certain cases, the financial intermediary may not pay for these services. These payments and other arrangements may create a conflict of interest by influencing the financial intermediary to recommend a Fund over another investment. Ask your salesperson or visit your financial intermediary's website for more information. The amount of any payments described by this paragraph is determined by us or the distributor, and all such amounts are paid out of our available assets or the assets of the distributor and do not directly affect the total expense ratio of a Fund.

SHARE PRICE CALCULATION

The price at which you purchase and redeem shares of a Fund is equal to the NAV per share calculated on the effective date of the purchase or redemption. The NAV per share is calculated by adding the value of a Fund's assets (*i.e.*, the value of its investments and other assets), deducting liabilities, and dividing by the number of shares outstanding. Shares of a Fund may be purchased and sold at the NAV per share without a sales charge. A Fund's NAV per share is calculated as of the close of the NYSE (generally 4 p.m. Eastern time) each day that the NYSE is open for regular trading. The NYSE is closed on most national holidays and Good Friday.

VALUATION OF SECURITIES

The Board has established a Valuation and Liquidity Committee (the “Committee”); and subject to Board oversight and approval, the Committee administers and oversees a Fund’s valuation policies and procedures. Among other things, these policies and procedures allow a Fund to utilize independent pricing services, quotations from securities dealers, and a wide variety of sources and information to establish and adjust the fair value of securities as events occur and circumstances warrant.

With respect to the Tax Exempt Long-Term Fund, Tax Exempt Intermediate-Term Fund, and Tax Exempt Short-Term Fund, debt securities are valued each business day by a pricing service (the “Service”) approved by the Board. The Service uses evaluated bid or the last sales price to price securities when, in the Service’s judgment, these prices are readily available and are representative of the securities’ market values. For many securities, such prices are not readily available. The Service generally prices these securities based on methods that include consideration of yields or prices of securities of comparable quality, coupon, maturity, and type; indications as to values from dealers in securities; and general market conditions.

In addition, securities purchased with original or remaining maturities of 60 days or less and all securities of the **Tax Exempt Money Market Fund** may be valued at amortized cost, provided that it approximates market value as determined by the Board.

Repurchase agreements are valued at cost.

Investments in open-end investment companies, commingled, or other funds, other than ETFs, are valued at their NAV at the end of each business day.

Futures contracts are valued at the settlement price at the close of market on the principal exchange on which they are traded or, in the absence of any transactions that day, the values are based upon the settlement price on the prior trading date.

Options contracts are valued at the mean between the last bid and ask prices. Options on futures are valued at the settlement price determined by the applicable exchange.

In the event that price quotations or valuations are not readily available, are not reflective of market value, or a significant event has been recognized in relation to a security or class of securities, the securities are valued in good faith, at fair value, by the Committee in accordance with valuation procedures approved by the Board. The effect of fair value pricing is that securities may not be priced on the basis of quotations from the primary market in which they are traded, and the actual price realized from the sale of a security may differ materially from the fair value price. Valuing these securities at fair value is intended to cause a Fund’s NAV to be more reliable than it otherwise would be.

Fair value methods used by **Tax Exempt Long-Term Fund**, **Tax Exempt Intermediate-Term Fund**, and **Tax Exempt Short-Term Fund** include, but are not limited to, obtaining market quotations from secondary pricing services, broker-dealers, other pricing services, or widely used quotation systems. General factors considered in determining the fair value of securities include fundamental analytical data, the nature and duration of any restrictions on disposition of the securities, evaluation of credit quality, and an evaluation of the forces that influenced the market in which the securities are purchased and sold.

For additional information on how securities are valued, see **Valuation of Securities** in the Funds' SAI.

DIVIDENDS AND OTHER DISTRIBUTIONS

Distributions from each Fund's net investment income (dividends) are declared daily and distributed on the last business day of the month. For investment accounts, dividends begin accruing on shares the day after payment is received. For accounts held directly with a Fund, dividends begin accruing on the day payment is received. For all of the Funds, dividends continue to accrue through either the settlement date or day after settlement date of a redemption, depending on the type of account.

Ordinarily, any net realized capital gains are distributed in December of each year. A Fund may make additional distributions to shareholders when considered appropriate or necessary. For example, a Fund could make an additional distribution to avoid the imposition of any federal income or excise tax.

Each Fund automatically reinvests all dividends and other distributions paid on a share class in additional shares of that class unless you request to receive those distributions by way of electronic funds transfer. The share price will be the NAV per share of the share class computed on the ex-distribution date. Any capital gain distributions made by the Tax Exempt Funds (except the **Tax Exempt Money Market Fund**) will reduce the NAV per share by the amount of the distribution on the ex-distribution date. You should consider carefully the effects of purchasing shares of a Fund shortly before any capital gain distribution. Some or all of these distributions may be subject to taxes. Each Fund will invest in your account, at the current NAV per share, any distribution payment returned to us by your financial institution.

TAXES

The following tax information is quite general and refers to the federal income tax law in effect as of the date of this prospectus.

■ Treatment of the Funds

Each Fund, which is treated as a separate corporation for federal tax purposes, has qualified for each past taxable year, and intends to continue to qualify, for treatment as a “regulated investment company” under the Code. By doing so, each Fund (but not its shareholders) is relieved of federal income tax on the part of its investment company taxable income (consisting generally of taxable net investment income, the excess, if any, of net short-term capital gain over net long-term capital loss (“net short-term gain”), and net gains and losses from certain foreign currency transactions, if any, all determined without regard to any deduction for dividends paid) and net capital gain (*i.e.*, the excess of net long-term capital gain over net short-term capital loss), if any, that it distributes to its shareholders.

■ Shareholder Taxation

If a Fund satisfies the requirement that, at the close of each quarter of its taxable year, at least 50% of the value of its total assets consists of securities the interest on which is excludable from gross income under section 103(a) of the Code, it will be able to pay “exempt-interest dividends” to its shareholders. Those dividends constitute the portion of its aggregate dividends (excluding capital gain distributions) equal to the excess of its excludable interest over certain amounts disallowed as deductions. Exempt-interest dividends are excludable from a shareholder’s gross income for federal income tax purposes, although the amount of those dividends must be reported on the recipient’s federal income tax return. Accordingly, the amount of exempt-interest dividends—and, to the extent determination thereof is possible after reasonable effort, the part thereof constituting interest that is a Tax Preference Item—that a Fund pays to its shareholders will be reported to them annually on Forms 1099-DIV (or substitutes therefor). Shareholders’ treatment of dividends from a Fund under state and local income tax laws may differ from the treatment thereof under the Code. Investors should consult their tax advisers concerning this matter.

Distributions of a Fund’s net short-term gain are taxable as ordinary income, and distributions of a Fund’s net capital gain are taxable as long-term capital gains, in each case regardless of the length of time you have held your shares in the Fund. Distributions of both net short-term gain and net capital gain are taxable whether received in cash or reinvested in additional shares of the Fund.

You may realize a capital gain or loss for federal income tax purposes on a redemption or an exchange (which is treated like a redemption for those purposes) of shares of a Fund. Your gain or loss is based on the difference, if any, between your basis in the redeemed (or exchanged) shares and the redemption proceeds (or the aggregate NAV of the shares of the fund into which you exchange) you receive. Any capital gain an individual or certain other non-corporate shareholder (each, an “individual shareholder”) recognizes on a redemption or exchange of his or her shares of a Fund that have been

held for more than one year will be subject to federal income tax at a maximum of 15% for a single shareholder with taxable income not exceeding \$434,550 (\$488,850 for married shareholders filing jointly) and 20% for individual shareholders with taxable income exceeding those respective amounts (which are effective for 2019 and will be adjusted for inflation annually, thereafter) .

In addition, an individual shareholder is subject to a 3.8% federal tax on the lesser of (1) the individual's "net investment income," which generally includes taxable distributions a Fund pays and net gains realized on the redemption or exchange of shares of the Fund, or (2) the excess of his or her "modified adjusted gross income" over \$200,000 (or \$250,000 if married and filing jointly). This tax is in addition to any other taxes due on that income. You should consult your tax adviser regarding the effect, if any, this provision may have on your investment in shares of a Fund.

Your basis in shares of a Fund that you acquired after December 31, 2011, ("Covered Shares") will be determined in accordance with the Funds' default method, which is average basis, unless you affirmatively elect in writing (which may be electronic) to use a different acceptable basis determination method, such as a specific identification method. The basis determination method you elect (or the default method) may not be changed with respect to a redemption of Covered Shares after the settlement date of the redemption. You should consult with your tax adviser to determine the best IRS-accepted basis determination method.

■ Withholding

Federal law requires each Fund to withhold (referred to as "backup withholding") and remit to the U.S. Treasury 24% of (1) taxable dividends, capital gain distributions, and proceeds of redemptions (other than redemptions of shares of the **Tax Exempt Money Market Fund**), regardless of the extent to which gain or loss may be realized, otherwise payable to any individual shareholder who fails to furnish a Fund with a correct taxpayer identification number and (2) those dividends and distributions otherwise payable to any individual shareholder who:

- Underreports dividend or interest income or
- Fails to certify that he or she is not subject to backup withholding.

Backup withholding is not an additional tax, and any amounts so withheld may be credited against a shareholder's federal income tax liability or refunded. To avoid this withholding, you must certify on your application, or on a separate IRS Form W-9 supplied by the Funds' transfer agent, that your taxpayer identification number is correct and you currently are not subject to backup withholding.

■ Reporting

Each Fund will report information to you annually concerning the tax status of your dividends and other distributions for federal income tax purposes, including the portion of the dividends, if any, constituting a Tax Preference Item and the percentage and source (by state) of interest income earned during the preceding year on tax-exempt securities held by that Fund. In addition, each Fund (or its administrative agent) must report to the IRS and furnish to its shareholders the basis information for Covered Shares and indicate whether they had a short-term (one year or less) or long-term (more than one year) holding period. You should consult with your tax adviser to obtain more information about how the basis reporting law applies to you.

SHAREHOLDER MAILINGS

■ Householding

Through our ongoing efforts to help reduce Fund expenses, each household will receive a single copy of a Fund's most recent shareholder reports and prospectus. You will receive a single copy if you and/or a family member own more than one account in a Fund. This eliminates duplicate copies and saves paper and postage costs for a Fund. However, if you would like to receive individual copies, please contact us; and we will begin your individual delivery within 30 days of your request.

■ Electronic Delivery

Log on to usaa.com and sign up to receive your statements, confirmations, financial reports, tax documents, and prospectuses electronically instead of through the mail.

ADDITIONAL INFORMATION

The Trust enters into contractual arrangements with various parties, including, among others, the Funds' manager, transfer agent, and distributor, who provide services to the Funds. Shareholders are not parties to, or intended (or "third-party") beneficiaries of, any of those contractual arrangements, and those contractual arrangements are not intended to create in any individual shareholder or group of shareholders any right to enforce them against the service providers or to seek any remedy under them against the service providers, either directly or on behalf of the Trust or a Fund.

This prospectus provides information concerning the Trust and the Funds that you should consider in determining whether to purchase shares of a Fund. Neither this prospectus nor the related SAI is intended to be, or should be read to give rise to, an agreement or contract between the Trust or a Fund and any investor, or to give rise to any rights in any shareholder or other person other than any rights under federal or state law that may not be waived.

FINANCIAL HIGHLIGHTS

The following financial highlights tables are intended to help you understand the financial performance of the Fund Shares and Adviser Shares for each Fund over the past five years. Certain information reflects financial results for a single share. The total returns in the tables represent the rate that an investor of the Fund Shares and Adviser Shares would have earned (or lost) on an investment in the Fund (assuming reinvestment of all income dividends and capital gain distributions).

The information has been derived from financial statements audited by Ernst & Young LLP, an independent registered public accounting firm, whose report, along with the Fund's financial statements, is included in each Fund's annual report to shareholders, which is available upon request.

USAA TAX EXEMPT LONG-TERM FUND SHARES

	Year Ended March 31,				
	2019	2018	2017	2016	2015
Net asset value at beginning of period	\$ 13.21	\$ 13.25	\$ 13.73	\$ 13.78	\$ 13.45
Income (loss) from investment operations:					
Net investment income	.49	.51	.54	.58	.58
Net realized and unrealized gain (loss)	.07	(.03)	(.48)	(.05)	.32
Total from investment operations	.56	.48	.06	.53	.90
Less distributions from:					
Net investment income	(.49)	(.52)	(.54)	(.58)	(.57)
Net asset value at end of period	\$ 13.28	\$ 13.21	\$ 13.25	\$ 13.73	\$ 13.78
Total return (%)*	4.39	3.62	.41	3.94	6.79
Net assets at end of period (000)	\$2,362,819	\$2,358,955	\$2,343,165	\$2,421,551	\$2,386,904
Ratios to average daily net assets:**					
Expenses (%) ^(a)	.48	.47	.48 ^(b)	.51 ^(b)	.55 ^(b)
Net investment income (%)	3.73	3.83	3.97	4.23	4.22
Portfolio turnover (%)	13	14	15	6	7

* Assumes reinvestment of all net investment income and realized capital gain distributions, if any, during the period. Includes adjustments in accordance with U.S. generally accepted accounting principles and could differ from the Lipper reported return. Total returns for periods of less than one year are not annualized.

** For the year ended March 31, 2019, average daily net assets were \$2,319,312,000.

(a) Does not include acquired fund fees, if any.

(b) Reflects total annual operating expenses of the Fund Shares before reductions of any expenses paid indirectly. The Fund Shares' expenses paid indirectly decreased the expense ratio by less than 0.01%.

USAA TAX EXEMPT LONG-TERM FUND ADVISER SHARES

	Year Ended March 31,				
	2019	2018	2017	2016	2015
Net asset value at beginning of period	\$13.19	\$13.23	\$ 13.71	\$ 13.76	\$ 13.43
Income (loss) from investment operations:					
Net investment income	.46	.48	.49	.54	.54
Net realized and unrealized gain (loss)	.08	(.04)	(.48)	(.05)	.32
Total from investment operations	.54	.44	.01	.49	.86
Less distributions from:					
Net investment income	(.47)	(.48)	(.49)	(.54)	(.53)
Net asset value at end of period	\$13.26	\$13.19	\$ 13.23	\$ 13.71	\$ 13.76
Total return (%)*	4.16	3.36	.07	3.65	6.52
Net assets at end of period (000)	\$ 7,745	\$8,577	\$10,976	\$11,249	\$10,896
Ratios to average daily net assets:**					
Expenses (%) ^(a)	.70	.74 ^(b)	.80 ^(c)	.80 ^(c)	.81 ^{(c),(d)}
Expenses, excluding reimbursements (%) ^(a)	.94	.92	.87 ^(c)	.90 ^(c)	.99 ^(c)
Net investment income (%)	3.51	3.57	3.64	3.94	3.94
Portfolio turnover (%)	13	14	15	6	7

* Assumes reinvestment of all net investment income and realized capital gain distributions, if any, during the period. Includes adjustments in accordance with U.S. generally accepted accounting principles and could differ from the Lipper reported return. Total returns for periods of less than one year are not annualized.

** For the year ended March 31, 2019, average daily net assets were \$7,818,000.

- (a) Does not include acquired fund fees, if any.
- (b) Prior to August 1, 2017, the Manager voluntarily agreed to reimburse the Adviser Shares for expenses in excess of 0.80% of their annual average daily net assets.
- (c) Reflects total annual operating expenses of the Adviser Shares before reductions of any expenses paid indirectly. The Adviser Shares' expenses paid indirectly decreased the expense ratio by less than 0.01%.
- (d) Prior to August 1, 2014, the Manager voluntarily agreed to reimburse the Adviser Shares for expenses in excess of 0.85% of their annual average daily net assets.

USAA TAX EXEMPT INTERMEDIATE-TERM FUND SHARES

	Year Ended March 31,				
	2019	2018	2017	2016	2015
Net asset value at beginning of period	\$ 13.12	\$ 13.08	\$ 13.61	\$ 13.59	\$ 13.36
Income (loss) from investment operations:					
Net investment income	.41	.41	.42	.44	.45
Net realized and unrealized gain (loss)	.24	.04	(.53)	.02	.23
Total from investment operations	.65	.45	(.11)	.46	.68
Less distributions from:					
Net investment income	(.40)	(.41)	(.42)	(.44)	(.45)
Redemption fees added to beneficial interests	—	—	.00 ^(a)	—	—
Net asset value at end of period	\$ 13.37	\$ 13.12	\$ 13.08	\$ 13.61	\$ 13.59
Total return (%) [*]	5.06	3.47	(.84)	3.48	5.14
Net assets at end of period (000)	\$4,754,320	\$4,605,543	\$4,280,892	\$4,332,360	\$3,894,482
Ratios to average daily net assets: ^{**}					
Expenses (%) ^(b)	.52	.51	.52 ^(c)	.54 ^(c)	.55 ^(c)
Net investment income (%)	3.07	3.09	3.13	3.28	3.31
Portfolio turnover (%)	8	11	16	10	4

* Assumes reinvestment of all net investment income and realized capital gain distributions, if any, during the period. Includes adjustments in accordance with U.S. generally accepted accounting principles and could differ from the Lipper reported return. Total returns for periods of less than one year are not annualized.

** For the year ended March 31, 2019, average daily net assets were \$4,650,314,000.

(a) Represents less than \$0.01 per share.

(b) Does not include acquired fund fees, if any.

(c) Reflects total annual operating expenses of the Fund Shares before reductions of any expenses paid indirectly. The Fund Shares' expenses paid indirectly decreased the expense ratio by less than 0.01%.

USAA TAX EXEMPT INTERMEDIATE-TERM FUND ADVISER SHARES

	Year Ended March 31,				
	2019	2018	2017	2016	2015
Net asset value at beginning of period	\$ 13.12	\$ 13.07	\$ 13.61	\$ 13.58	\$ 13.36
Income (loss) from investment operations:					
Net investment income	.38	.38	.38	.41	.42
Net realized and unrealized gain (loss)	.23	.05	(.54)	.03	.22
Total from investment operations	.61	.43	(.16)	.44	.64
Less distributions from:					
Net investment income	(.37)	(.38)	(.38)	(.41)	(.42)
Redemption fees added to beneficial interests	—	—	.00 ^(a)	.00 ^(a)	—
Net asset value at end of period	\$ 13.36	\$ 13.12	\$ 13.07	\$ 13.61	\$ 13.58
Total return (%)*	4.75	3.28	(1.19)	3.28	4.81
Net assets at end of period (000)	\$22,888	\$26,397	\$37,351	\$42,054	\$36,848
Ratios to average daily net assets:**					
Expenses (%) ^(b)	.75	.77 ^(c)	.80 ^(d)	.80 ^(d)	.79 ^{(d),(e)}
Expenses, excluding reimbursements (%) ^(b)	.84	.85	.83 ^(d)	.88 ^(d)	.88 ^(d)
Net investment income (%)	2.85	2.83	2.84	3.02	3.06
Portfolio turnover (%)	8	11	16	10	4

* Assumes reinvestment of all net investment income and realized capital gain distributions, if any, during the period. Includes adjustments in accordance with U.S. generally accepted accounting principles and could differ from the Lipper reported return. Total returns for periods of less than one year are not annualized.

** For the year ended March 31, 2019, average daily net assets were \$26,536,000.

(a) Represents less than \$0.01 per share.

(b) Does not include acquired fund fees, if any.

(c) Effective August 1, 2017, the Manager voluntarily agreed to limit the annual expenses of the Adviser Shares to 0.75% of the Adviser Shares' average daily net assets. Prior to this date, the voluntary expense limit was 0.80%.

(d) Reflects total annual operating expenses of the Adviser Shares before reductions of any expenses paid indirectly. The Adviser Shares' expenses paid indirectly decreased the expense ratio by less than 0.01%.

(e) Effective August 1, 2014, the Manager voluntarily agreed to limit the annual expenses of the Adviser Shares to 0.80% of the Adviser Shares' average daily net assets. Prior to this date, the voluntary expense limit was 0.75%.

USAA TAX EXEMPT SHORT-TERM FUND SHARES

	Year Ended March 31,				
	2019	2018	2017	2016	2015
Net asset value at beginning of period	\$ 10.41	\$ 10.45	\$ 10.59	\$ 10.68	\$ 10.71
Income (loss) from investment operations:					
Net investment income	.19	.16	.15	.16	.17
Net realized and unrealized gain (loss)	.07	(.03)	(.14)	(.09)	(.03)
Total from investment operations	.26	.13	.01	.07	.14
Less distributions from:					
Net investment income	(.19)	(.17)	(.15)	(.16)	(.17)
Net asset value at end of period	\$ 10.48	\$ 10.41	\$ 10.45	\$ 10.59	\$ 10.68
Total return (%)*	2.52	1.21	.09	.62	1.29
Net assets at end of period (000)	\$1,489,789	\$1,550,994	\$1,669,691	\$1,760,074	\$1,929,648
Ratios to average daily net assets:**					
Expenses (%) ^(a)	.52	.51	.54 ^(b)	.55 ^(b)	.55 ^(b)
Net investment income (%)	1.84	1.57	1.43	1.47	1.56
Portfolio turnover (%)	31	25	34	25	30

* Assumes reinvestment of all net investment income and realized capital gain distributions, if any, during the period. Includes adjustments in accordance with U.S. generally accepted accounting principles and could differ from the Lipper reported return. Total returns for periods of less than one year are not annualized.

** For the year ended March 31, 2019, average daily net assets were \$1,512,616,000.

- (a) Does not include acquired fund fees, if any,
- (b) Reflects total annual operating expenses of the Fund Shares before reductions of any expenses paid indirectly. The Fund Shares' expenses paid indirectly decreased the expense ratio by less than 0.01%.

USAA TAX EXEMPT SHORT-TERM FUND ADVISER SHARES

	Year Ended March 31,				
	2019	2018	2017	2016	2015
Net asset value at beginning of period	\$ 10.42	\$ 10.46	\$ 10.59	\$ 10.67	\$ 10.71
Income (loss) from investment operations:					
Net investment income	.17	.13	.12	.13	.14
Net realized and unrealized gain (loss)	.06	(.03)	(.13)	(.08)	(.04)
Total from investment operations	.23	.10	(.01)	.05	.10
Less distributions from:					
Net investment income	(.16)	(.14)	(.12)	(.13)	(.14)
Redemption fees added to beneficial interests	—	—	—	.00 ^(a)	—
Net asset value at end of period	\$ 10.49	\$ 10.42	\$ 10.46	\$ 10.59	\$ 10.67
Total return (%) [*]	2.27	.91	(.08)	.46	.94
Net assets at end of period (000)	\$10,707	\$11,349	\$32,191	\$31,017	\$16,805
Ratios to average daily net assets: ^{**}					
Expenses (%) ^(b)	.77 ^(c)	.80	.80 ^(d)	.80 ^(d)	.80 ^(d)
Expenses, excluding reimbursements (%) ^(b)	.92	.83	.81 ^(d)	.83 ^(d)	.98 ^(d)
Net investment income (%)	1.56	1.27	1.16	1.17	1.32
Portfolio turnover (%)	31	25	34	25	30

* Assumes reinvestment of all net investment income and realized capital gain distributions, if any, during the period. Includes adjustments in accordance with U.S. generally accepted accounting principles and could differ from the Lipper reported return. Total returns for periods of less than one year are not annualized.

** For the year ended March 31, 2019, average daily net assets were \$10,800,000.

(a) Represents less than \$0.01 per share.

(b) Does not include acquired fund fees, if any.

(c) Prior to August 1, 2018, the Manager voluntarily agreed to limit the annual expenses of the Adviser Shares to 0.80% of the Adviser Shares' average daily net assets.

(d) Reflects total annual operating expenses of the Fund before reductions of any expenses paid indirectly. The Fund's expenses paid indirectly decreased the expense ratio by less than 0.01%.

USAA TAX EXEMPT MONEY MARKET FUND

	Year Ended March 31,				
	2019	2018	2017	2016	2015
Net asset value at beginning of period	\$ 1.00	\$ 1.00	\$ 1.00	\$ 1.00	\$ 1.00
Income from investment operations:					
Net investment income	.01	.01	.00 ^(a)	.00 ^(a)	.00 ^(a)
Net realized and unrealized gain ^(a)	.00	.00	.00	.00	.00
Total from investment operations	.01	.01	.00 ^(a)	.00 ^(a)	.00 ^(a)
Less distributions from:					
Net investment income	(.01)	(.01)	(.00) ^(a)	(.00) ^(a)	(.00) ^(a)
Realized capital gains	—	—	(.00) ^(a)	(.00) ^(a)	(.00) ^(a)
Total distributions	(.01)	(.01)	(.00) ^(a)	(.00) ^(a)	(.00) ^(a)
Net asset value at end of period	\$ 1.00	\$ 1.00	\$ 1.00	\$ 1.00	\$ 1.00
Total return (%) [*]	1.05	.51 ^(b)	.23	.02	.01
Net assets at end of period (000)	\$1,598,214	\$1,761,649	\$2,007,091	\$2,634,454	\$2,676,708
Ratios to average daily net assets: ^{**}					
Expenses (%) ^(c)	.56	.56 ^(b)	.54 ^(d)	.17 ^(d)	.15 ^(d)
Expenses, excluding reimbursements (%) ^(c)	.56	.56	.58 ^(d)	.58 ^(d)	.58 ^(d)
Net investment income (%)	1.04	.50	.11	.01	.01

* Assumes reinvestment of all net investment income and realized capital gain distributions, if any, during the period. Includes adjustments in accordance with U.S. generally accepted accounting principles and could differ from the iMoneyNet reported return. Total returns for periods of less than one year are not annualized.

** For the year ended March 31, 2019, average daily net assets were \$1,689,316,000.

(a) Represents less than \$0.01 per share.

(b) Prior to August 1, 2017, the Manager voluntarily agreed, on a temporary basis, to reimburse management, administrative, or other fees to limit the Fund's expenses and attempt to prevent a negative yield.

(c) Does not include acquired fund fees, if any.

(d) Reflects total annual operating expenses of the Fund before reductions of any expenses paid indirectly. The Fund's expenses paid indirectly decreased the expense ratio by less than 0.01%.

APPENDIX A

Taxable-Equivalent Yield Table for 2019

Assuming a Federal Marginal Tax Rate of*: 24.00% 32.00% 38.80% 40.80%

To Match a Tax-Free Yield of: A Fully Taxable Investment Would Have to Pay You:

1.00%	1.32%	1.47%	1.63%	1.69%
1.50%	1.97%	2.21%	2.45%	2.53%
2.00%	2.63%	2.94%	3.27%	3.38%
2.50%	3.29%	3.68%	4.08%	4.22%
3.00%	3.95%	4.41%	4.90%	5.07%
3.50%	4.61%	5.15%	5.72%	5.91%
4.00%	5.26%	5.88%	6.54%	6.76%
4.50%	5.92%	6.62%	7.35%	7.60%
5.00%	6.58%	7.35%	8.17%	8.45%
5.50%	7.24%	8.09%	8.99%	9.29%
6.00%	7.89%	8.82%	9.80%	10.14%
6.50%	8.55%	9.56%	10.62%	10.98%
7.00%	9.21%	10.29%	11.44%	11.82%

*The above marginal rates reflect the 3.8% tax on “net investment income” of individuals, estates, and trusts that exceeds certain thresholds. See the section titled **Taxes – Shareholder Taxation** of the prospectus.

A fully taxable investment is a bond that pays taxable interest or shares of a mutual fund that does not pay exempt-interest dividends.

This table is a hypothetical illustration and should not be considered an indication of Fund performance of any of the USAA family of funds.

These rates were selected as examples that would be relevant to most taxpayers.

The information shown in this chart does not reflect the impact of state and local taxes.

RECEIVE ALL YOUR DOCUMENTS ONLINE

- Secure
- Saves Time
- Good for the Environment

Sign up today for online document delivery at usaa.com/UDO

If you would like more information about the Funds, you may call (800) 235-8396 to request a free copy of the Funds' statement of additional information (SAI), annual or semiannual reports, or to ask other questions about the Funds. The SAI has been filed with the SEC and is incorporated by reference into and legally a part of this prospectus. In each Fund's annual report, you will find a discussion of the market conditions and investment strategies that significantly affected the Fund's performance during the last fiscal year. The Funds' SAI and annual and semiannual reports also may be viewed, free of charge, on usaa.com/prospectus. A complete description of each Fund's policies and procedures with respect to the disclosure of the Fund's portfolio securities is available in the Funds' SAI.

To view these documents, along with other related documents, you may visit the EDGAR database on the SEC's website (www.sec.gov). Additionally, copies of this information may be obtained, after payment of a duplicating fee, by electronic request at the following e-mail address: publicinfo@sec.gov.

Investment Company Act File No. 811-7852

